



# Biohacking Longevity

## The New Era of Anti-Aging

Richard A Baxter MD

©Richard A. Baxter, MD

February 2026 edition

**This book is based on emerging science as well as established clinical practices. It is not intended as specific medical advice.**



Phase Plastic Surgery &  
Longevity Institute

*Nature, Sept 2019: "A small clinical study in California has suggested for the first time that it might be possible to reverse the body's epigenetic clock, which measures a person's biological age ... The results were a surprise even to the trial organizers. 'I'd expected to see slowing down of the clock, but not a reversal,' says geneticist Steve Horvath at the University of California, Los Angeles, who conducted the epigenetic analysis. 'That felt kind of futuristic.'"*

*SciTechDaily, December 2020: "Harvard Medical School scientists have successfully restored vision in mice by turning back the clock on aged eye cells in the retina to recapture youthful gene function. 'Our study demonstrates that it's possible to safely reverse the age of complex tissues such as the retina and restore its youthful biological function,' said senior author David Sinclair. [Update March 2025: "Life Biosciences, the company co-founded by Sinclair, is gearing up to launch the first ever partial epigenetic reprogramming candidate ... Assuming everything goes to plan ... Life Bio will enter clinical trials within a year.]"*

*August 2024: A recent study [from the Buck Institute for Research on Aging] conducted a phase 3 controlled clinical trial to investigate the effects of different TPE [Therapeutic Plasma Exchange] modalities on biological age. The study revealed that TPE has a significant impact on reducing biological age.*

*The researchers measured biological age using 35 different epigenetic clocks, which are tools that assess age-related changes in DNA methylation patterns. These clocks are among the most accurate methods for estimating biological age.*

# Contents

Introduction.....	6
A brief history of anti-aging .....	7
Defining aging .....	9
Epigenetics: The new era .....	10
GlycanAge: Beyond Epigenetics .....	13
Putting it all together: Third-Generation clocks.....	13
Comparison of Biological Age Clocks .....	14
Longevity Medicine: The new anti-aging .....	15
Longevity Medicine vs. Age Management.....	17
Longevity without restrictions.....	20
The 3 Channels of Longevity Medicine.....	21
1. If you look good, you feel good – and live longer?.....	21
2. Regenerative medicine: form and function .....	22
Platelet Rich Plasma/Platelet Rich Fibrin .....	23
Stem cells .....	23
Exosomes.....	25
Hormone replacement therapies.....	25
Peptides .....	28
3. Longevity targets and therapeutics .....	31
Mitochondria .....	31
Caloric restriction mimetics .....	32
Metformin.....	33
NAD+.....	36
Methylene blue .....	37
Making sense of senescence .....	38
Rapamycin and autophagy .....	39
Spermidine .....	42
Alpha-Ketoglutarate.....	42
C15:0 – A fatty acid for longevity? .....	43
Urolithin .....	43
What can telomeres tell us? .....	44
Oxygen sensing.....	45

Temperature Stress .....	49
Plasma Exchange.....	50
Klotho .....	53
Skin and anti-aging.....	54
OS-1 .....	55
A surprising anti-aging effect of Botox© .....	56
Nanofat .....	57
Estrogen and skin .....	57
Next-generation regenerative skin care: Ariessence .....	57
Glycation: Targeting a fundamental aspect of aging.....	58
Turn.bio: Turning back the clock on aging skin with epigenetic reprogramming.....	59
The aging brain .....	60
Biohacking Longevity.....	61
Putting it all together: What you can do now .....	62
Summary and Future directions.....	65
Glossary .....	66
Resources.....	70

## Introduction

*It is now possible to reverse aging in humans.* Not just to look younger, as I do in my plastic surgery practice every day, but to literally turn back the biological age clock. Longevity medicine is gaining traction as a legitimate clinical specialty, as prospects for extension of healthy lifespan are engaging some of the brightest minds in science and medicine. This coming of age in anti-aging is happening in research labs and longevity clinics around the world. We're biohacking longevity.

The advancements fueling this change are nothing short of mind-boggling. But misinformation about anti-aging and longevity remains ubiquitous and persistent; a lot remains to be proven. Finding the true signals amidst this noise is plenty challenging for experienced researchers, and for the consumer nearly impossible. Nostrums and nonsense are everywhere, even as concepts such as epigenetic reprogramming, tissue regeneration, and biologic age clocks are developing swiftly. This book will be your guide to what works now, what might work, and what doesn't. Here I'll reveal some powerful discoveries just now emerging from research labs and moving into clinical practice.

My personal involvement in the topic started many years ago with an interest in the health effects of wine. After the "French Paradox" was reported in the 1990's, there was a lot of research seeking to explain the association of wine with health and longevity. Wine drinkers were found to have *lower rates of all of the diseases of aging*, so there had to be some essential common denominator that wine drinkers were benefiting from. Few had any idea at the time that the seeds of a scientific revolution were just beginning to germinate. We now know that it isn't just wine, or anything in wine alone (e.g., resveratrol) that held the secret.

As these revelations unfolded, my interest expanded from the healthful joys of wine into an obsession over longevity science. I began to spend absurd amounts of time looking up the latest studies and learning from the world's experts on anti-aging. I became one of the first to complete a new certificate course on Longevity Medicine. I'm convinced that we are on the threshold of one of the most profound transformations in biomedical science in history.

Even the term “anti-aging” is itself becoming passé, in favor of “longevity medicine.” The practice of longevity medicine is not intended to replace traditional medical care (yet), but I have no doubt that it will transform the way we think about health and health care. A fundamental change is underway, framed by the curiosity of science, grounded in massive data known as bioinformatics, and propelled by the lure of solving biology’s biggest questions.

Since my first certification course in Longevity Medicine, many others have sprung up, all purporting to lend credibility to practitioners who sign on. Longevity Medicine has gone mainstream, and there is a gold rush to capitalize on the opportunity. However, the fact is that it is an unregulated field with no universal standards or mandated testing for competence. Be skeptical of anyone claiming expertise based on a certification. Longevity Medicine interfaces with naturopathic medicine, alternative medicine, and many other fields of practice but at its core is based on the fundamentals of medical practice and principles of good patient care.

## A brief history of anti-aging

Anti-aging hasn’t always had a good reputation. Pressure to capitalize on anti-aging treatments has often resulted in shortcutting validation through clinical trials, diluting the impact of genuine breakthroughs. Stem cell therapies, hormone clinics, and a range of supplement products have all gained marketplace traction without clinical corroboration or honest reckoning of risks. Similarly, long held beliefs such as antioxidant supplements persist even as clinical trial evidence repeatedly points to their futility. Biohacking longevity aims to move anti-aging into the 21st century by leveraging AI-driven revolutionary advances in bioscience.

A pivotal breakthrough was figuring out how lifespan extension via caloric restriction (CR) works. It had been known for years that in experimental models, restriction of caloric intake triggers a metabolic change that prolongs healthy lifespan. It requires an impractical degree of CR however, so scientists wondered if there could be a way to replicate it without semi-starvation. What they discovered ushered in the modern era of anti-aging.

## Lost in translation

The journey from the research lab to the clinic is known as translational medicine, and the process can be long, unpredictable, and expensive. What works in a test tube or cell culture may not do the same in animal studies, let alone humans. Because there are limits on what sort of studies you can do to test your idea in clinical trials, you need to determine not just if it is likely to have the desired result, but also if the doses needed are toxic or have unexpected side-effects. Lab rats make a convenient model for trying out new therapies, but they are not people. For example, at least 9 out of 10 cancer treatments that appear promising in animal studies fail in human clinical trials. The odds aren't any better with anti-aging products, though AI computing can accelerate the process and make increasingly reliable predictions.

Resveratrol, a molecule concentrated in wine from grape skins, was the catalyst. For a while, it appeared that resveratrol could explain the CR effect and possibly the whole French Paradox. A pioneering advocate of resveratrol's potential was Professor Joseph Vercauteren of Université Montpellier in France, who extracted resveratrol from the lees typically discarded after pressing wine.



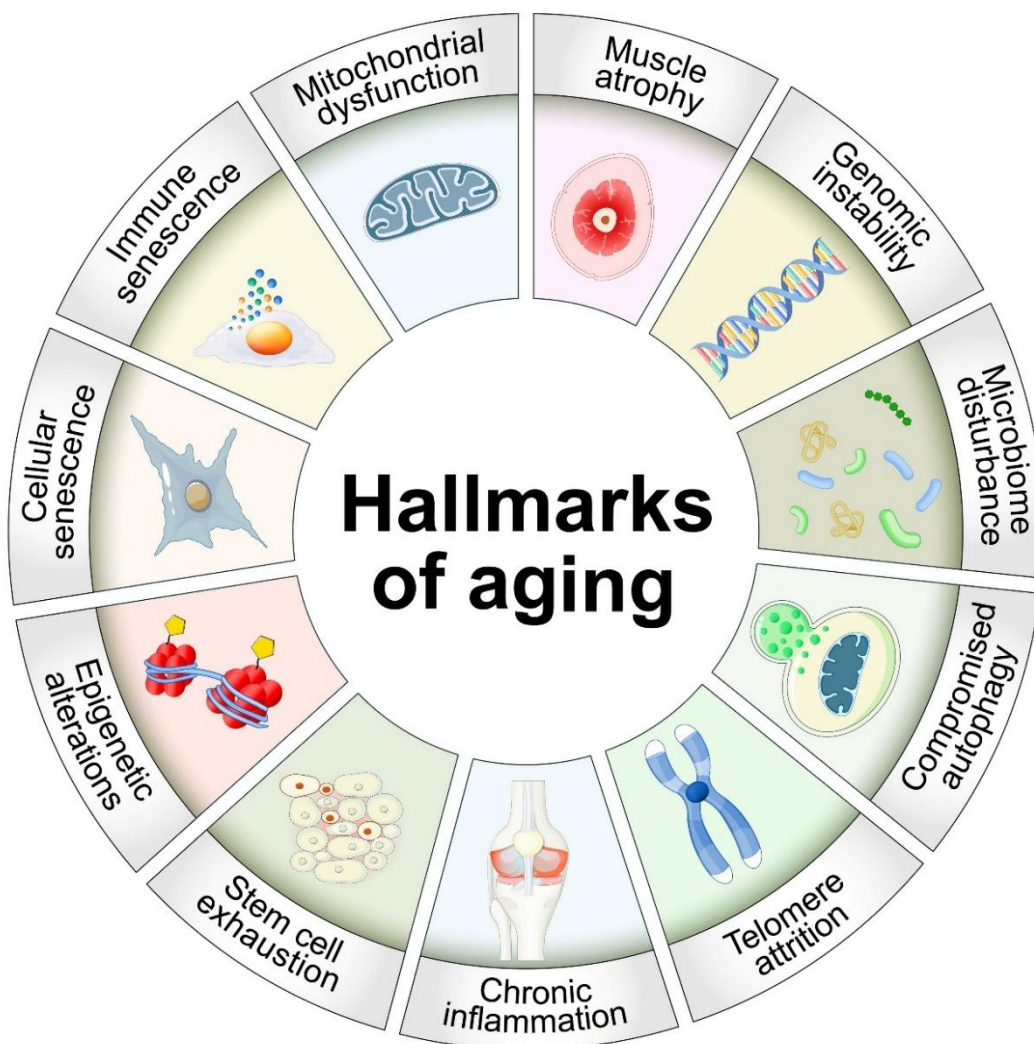
*Myself, Professor Vercauteren, and David Sinclair*

Few others considered resveratrol to be more than a novel antioxidant until a group at Harvard headed by geneticist David Sinclair, Ph.D. identified it as an activator of a type of gene regulator called sirtuins. Sirtuins had earlier been shown to control the genes responsible for the CR effect, so now we had the first true anti-aging candidate molecule.

The anti-aging market grew rapidly, with resveratrol supplements appearing everywhere. But while these products referenced progress in science, they often oversimplified it, and anti-aging's credibility problem persisted. That is changing, as several lines of research converge and possibilities unimaginable a generation ago appear within our grasp.

## Defining aging

Before we can define anti-aging, we need some detail on the aging process itself. The visible and functional aspects are easy enough to see – loss of muscle mass, joint stiffness, skin wrinkles, decline in mental sharpness, less energy – but what we really need is to understand the underlying causes. Here’s how scientists see it now: At the cellular and subcellular level, interactions among genes and environmental factors result in accumulation of genetic damage, manifested by specific and interrelated aging hallmarks. These hallmarks form a framework for identifying targets for anti-aging therapies:



*Hallmarks of Aging*

## Epigenetics: The new era

As our cells age and go through multiple replicative cycles, our DNA degrades, like a photocopy of a photocopy. Traditionally, aging models based on this cumulative DNA damage have been classified into two broad categories: The *error hypothesis* and the *programmed hypothesis*. The error hypothesis attributes aging to the accumulation of mutations in genes. In this model, the primary culprit is oxidative damage, mediated by reactive molecules called free radicals. While it is known that oxidation leads to DNA mutations, clinical studies consistently find no correlations to longer lifespan or healthspan with antioxidant vitamins or supplements despite decades of study. The fact that antioxidants are ineffective for anti-aging is still not widely appreciated, but the evidence is comprehensive and conclusive. There's clearly more going on here.

What could explain this apparent contradiction? In terms of cellular metabolism, some free radicals are actually beneficial. Here's why:

- Free radicals are key information mediators in cellular response to stress
- Most antioxidants are easily transformed into pro-oxidants
- Antioxidants can actually promote tumor cell viability in some cases

So paradoxically our bodies need free radicals, and even under the most optimistic scenarios antioxidants can turn against you.

The *programmed hypothesis* of aging holds that it is caused by evolved biological mechanisms. In this paradigm, a predetermined genetic program tamps down hormone levels as we age, dials down the immune system, and expends fewer resources on DNA repair as the organism (or person) gets older. Genes known to be associated with aging are either activated or suppressed depending upon their function at various stages of life.

After decades of research, neither hypothesis has led to proven longevity therapies. The *information hypothesis* of aging, developed by David Sinclair, unifies these concepts and points to new strategies. It is based on *epigenetics*, the processes that regulate how genes are turned on (expression) or turned off (silencing). It is how each of the 30 trillion cells in the human body can become for example a skin cell or a brain cell though they all have the exact same DNA.

Epigenetics also regulates the day-to-day activity of cells. If genes are the pages in a reference manual, epigenetics is the bookmarks, dogeared corners, and highlighter markups. Each time a gene is accessed, it is marked with a “tag” called *methylation*. These methylation tags are inherited through cell replication cycles, creating a permanent record of gene expression and/or silencing. This is where AI comes in: lifetime accumulation of methylation tags can be counted and their locations mapped with AI-derived algorithms. Biological clocks are based on tallies of methylation on genes associated with aging. These epigenetic clocks (also called methylation clocks) have been validated and continue to be refined. Like they say, it isn’t the years, it’s the mileage; where aging is concerned, methylation clocks are the odometer.

To take the analogy a step further, if the genome is our biological hardware, the epigenome is software; aging can then be seen as a software problem that could be reprogrammed! The possibility of epigenetic reprogramming was the subject of a 2012 Nobel Prize to Japanese scientist Shinya Yamanaka, whom I had the privilege of seeing at a conference in Kyoto in 2016. His work showed that mature cells could be induced to revert all the way back to primal stem cells, which could then become a completely different type of cell. This involved exposure to four small molecules now known as the “Yamanaka factors.”

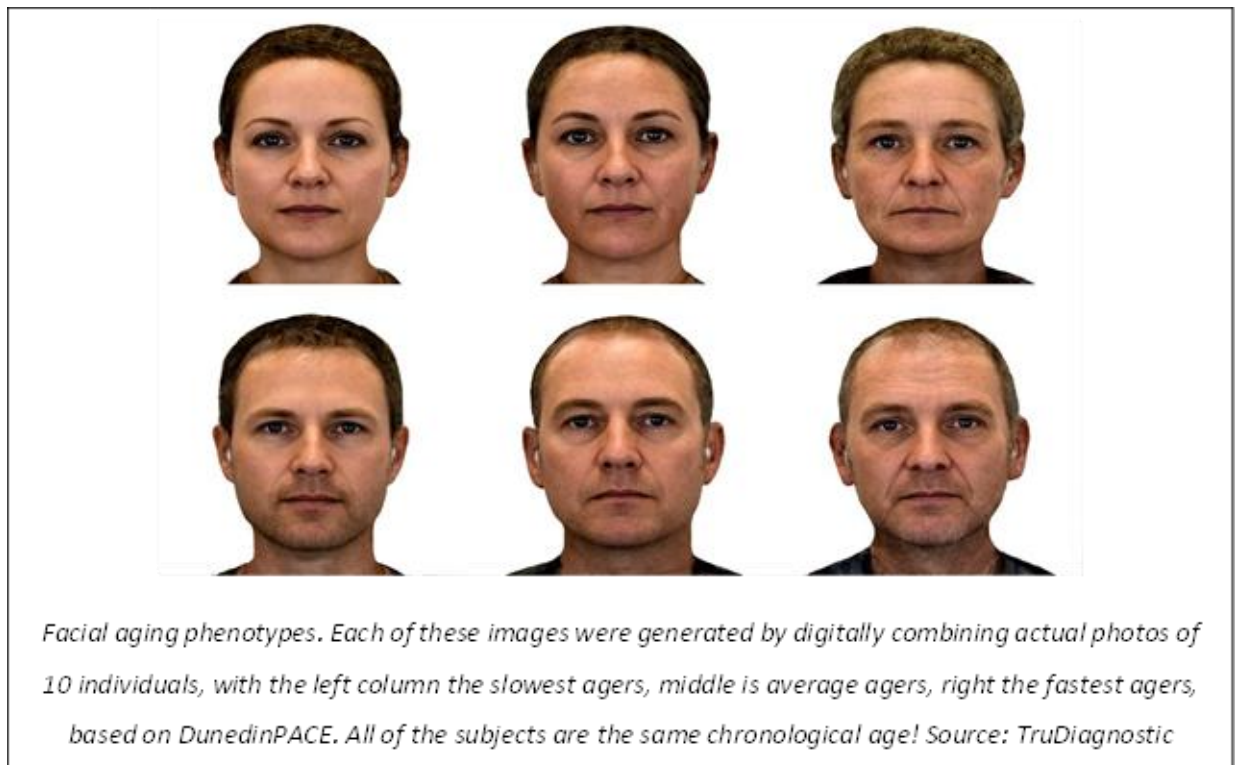
In February 2023, Sinclair released results of a study using Yamanaka factors in which he demonstrated how to make cells younger but stopping before going too far, which would result in loss of the cell’s identity. He first caused the mice to age faster by exposing them to a chemical that caused breaks in their DNA. This activated DNA repair processes but resulted in loss of epigenetic information. It was these epigenetic changes that caused the mice to age faster.

Using Yamanaka factors, Sinclair was able to restore the integrity of the epigenome and organs and tissues returned to a youthful state; the experiment was *driving aging “forward and backward at will.”* This “epigenetic reboot” led to improved biomarkers of aging in multiple tissues.

Epigenetics is where aging and disease intersect. For example, epigenetic methylation signatures are increasingly used for estimation of disease susceptibility. As these tests become more sophisticated, they can be used to point to specific and individualized interventions that form the basis of true precision medicine. For longevity medicine, epigenetic clocks provide an objective standard for measuring efficacy of anti-aging therapies.

The first generation of methylation clocks attempted to predict chronological age. But what we really want to do is measure the aging process itself, to learn why some people are more fit or frail, or appear younger or older than their actual age. These features of aging are known as the *aging phenotype*. Second-generation clocks began to appear around 2017, trained to predict disease and lifespan. For example, it has been shown that for a middle-aged individual, each one-year increase in epigenetic age over chronological there is a 6% increased risk of developing cancer within 3 years and a 17% increased risk of dying of cancer within 5 years.

The aging phenotype, which reflects the visible manifestations of aging, can also be combined with epigenetic markers to form a “phenotype age clock.” The link between the appearance of youthfulness and system-wide epigenetic changes is powerful, as shown in this illustration:



## GlycanAge: Beyond Epigenetics

A unique phenotype age clock called GlycanAge is receiving a lot of attention lately. Glycation – the process of sugar molecules combining with proteins - is an important aspect of aging. A familiar example is Hemoglobin A1c, which reflects average blood sugar levels over time by the percentage of glycated hemoglobin proteins. Levels too high are a sign of diabetes, but are also a marker for glycation of proteins throughout the body. Glycated proteins produce chronic inflammation, accelerated aging, and immune system dysfunction.

GlycanAge is based on a related process called *glycosylation* is actually essential to proper functioning of many proteins, in this case the main class of protective circulating antibodies called Immunoglobulin G (IgG.) Glycated IgG is highly sensitive to inflammation, and glycation actually regulates IgG function in response to inflammation. GlycanAge reveals early signs of immune balance, making it an especially sensitive age clock. This makes it clinically useful for validating results over shorter time intervals.

## Putting it all together: Third-Generation clocks

Third-generation clocks are designed to measure *rate of aging*. In order to do this, the data set used to train the AI algorithm requires measurements taken over a long period of time. There is really only one today, called DunedinPACE, which derived from a decades-long study begun in 1972 in Dunedin, New Zealand. Based on analysis of banked samples and physical exam records from childhood through adulthood, the DunedinPACE test yields a rate of aging prediction as well as biological age.

The most comprehensive age clocks combine epigenetic data with measurements of phenotype markers (phenomics), metabolic parameters (metabolomics), composition of proteins (proteomics), and gene transcription (transcriptomics). Together these create an accurate prediction of biological age and identify specific methylation sites – which genes are turned on or off - revealing a comprehensive portrait of *how* you are aging. This is the promise of Longevity Medicine: precise and highly personalized, with interventions guided by research and measurable outcomes. It is how you know what is working and what isn't.

## Comparison of Biological Age Clocks

	TruDiagnostic	MyDNAge	Elysium	DoNotAge	EpiAge	Tally
Published Algorithms	✓	X	X	X	X	X
ICC Values*	>98%	Not Published	Not Published	Not Published	Not Published	Not Published
Data Test Size**	~950,000 CpGs	2,000 CpGs	~350,000 CpGs	-	300 CpGs	5,000 CpGs
Generation Clock	2 <sup>nd</sup> & 3 <sup>rd</sup>	1 <sup>st</sup> Gen	1 <sup>st</sup> Gen	1 <sup>st</sup> Gen	1 <sup>st</sup> Gen	1 <sup>st</sup> Gen
Sample Type***	Blood	Blood + Saliva	Saliva	Saliva	Saliva	Saliva

\*ICC is a measurement of the reliability and reproducibility of a test. 98% is very good.

\*\*CpGs are the methylation sites on DNA which reflect the activity of specific genes.

\*\*\*Saliva-based tests often overestimate biological age. Blood tests are better.

Because longevity medicine practice centers on sophisticated genomics analysis, selecting the right test is important. My minimum criteria are:

1. The clock algorithm has been published and shares data on its relationship to disease outcomes. Most companies have no published data on their algorithms and whether they predict disease.
2. The test should produce actionable data, supported by clinical studies. TruDiagnostic produces by far the most extensive amount of data and is involved with multiple clinical studies.
3. The lab should be independent and not tied to supplement marketing or lifestyle apps. Be skeptical of a company that is selling you more than the test result and recommendations.
4. They must have strong policies around data privacy. Your DNA methylation profile is highly personal information. TruDiagnostic does their testing in-house.

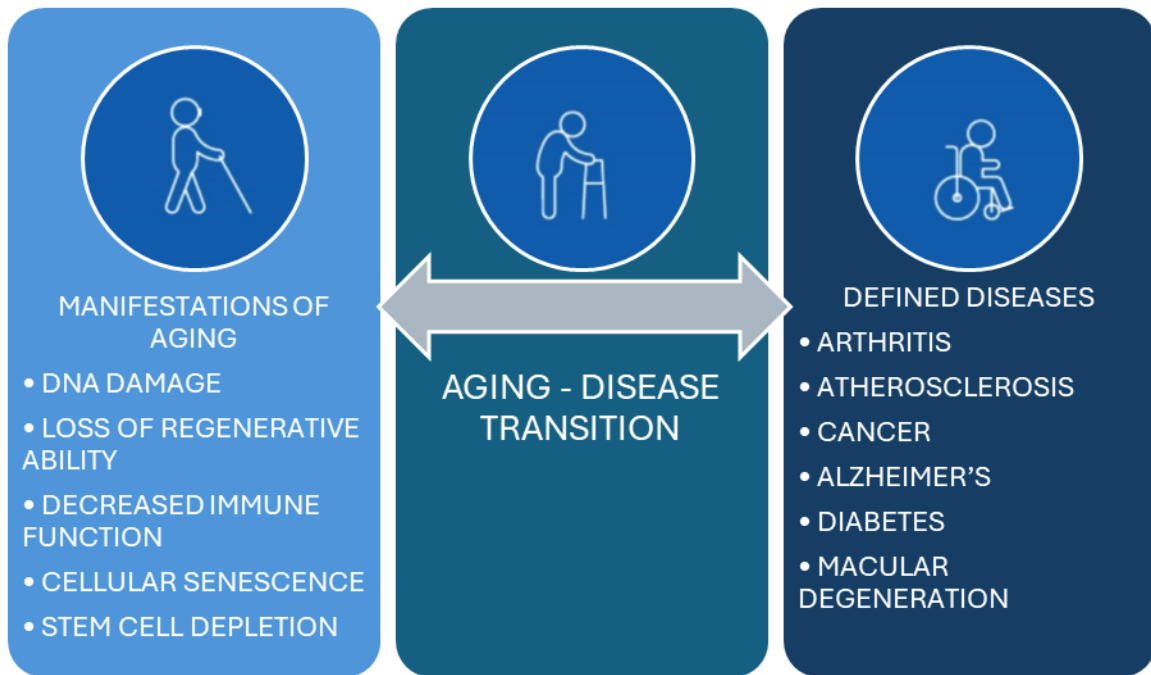
## Longevity Medicine: The new anti-aging

This new era of exponential progress in anti-aging science is propelled by three developments:

1. *The recognition that the biological mechanisms of aging at a cellular level are largely the same as those underlying major age-related diseases;*
2. *A substantial influx of capital driving anti-aging research and development; and*
3. *The unprecedented power of applied artificial intelligence computing.*

The understanding that aging and disease are intertwined points to therapies that might reverse aging while simultaneously addressing cancer, cardiovascular disease, neurodegenerative diseases, diabetes, and many others. Beyond the implications for health care, this has a pragmatic benefit for development of longevity products; given the impracticality of clinical trials for anti-aging as the primary outcome within a realistic timeframe, it informs a strategy for navigation of regulatory constraints on drug and device development. If for example your anti-aging compound also happens to be effective against cancer, you now have a pathway to approvable on-label uses while you continue to test it for anti-aging effects. Once it becomes commercially available, off-label uses for longevity therapeutics can be explored.

Many people are practicing a form of biohacking that is little more than self-experimentation, enabled by influencers, easy online access to laboratory grade pharmaceuticals and peptides, and mistrust of traditional medicine. Although non-prescription supplements and treatments are not subject to the same degree of regulation as drugs, using them without well-documented proof of safety and efficacy is a fool's errand. If you aren't testing to monitor results, you are taking unknown risks. Judging the effects on whether or not you feel better can be misleading; anabolic steroids will make you feel great even as they are surely destroying you. Leave this to the experts.



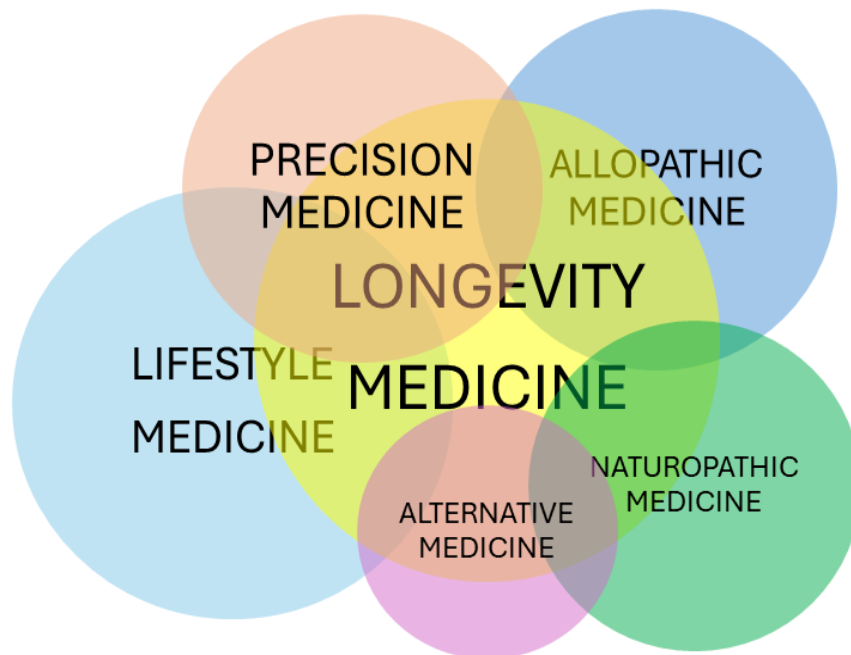
This increasing recognition that the factors driving aging underlie most degenerative diseases has led some to propose that aging itself be classified as a disease. Researcher Matt Kaeberlein, PhD, formerly at the University of Washington, went so far as to say that this will be a defining feature of 21st Century medicine. Also here in Seattle is the Institute for Systems Biology led by Leroy Hood MD, PhD, whose book *The Age of Scientific Wellness* makes a similar case, as does Peter Attia MD in his book *Outlive: The Science and Art of Longevity*. I agree with them on this. Realizing the full benefits of next-generation longevity medicine will require a dramatically revamped model of health care delivery, shifting from sickness care to wellness care. Currently, because aging isn't considered a specific disease entity, your health insurance won't cover longevity medicine therapies; there aren't any diagnosis codes for aging and hence no billable treatments. That is the reason for the ground rules governing anti-aging and longevity medicine practice at the present time:

- Both the physician services and prescribed treatments, supplements, or drugs are not billable to a traditional third-party payer.

- Anti-aging/longevity medicine practice is not (yet) a replacement for traditional medical care.

## Longevity Medicine vs. Age Management

Age management is healthcare designed to address the needs of people as they get older and has been practiced by mainstream physicians for decades. A central component of age management is hormone replacement therapy, intended to counteract the effects of age-related declining hormone levels. But because the ability to measure biological aging is a comparatively recent development, age management doctors traditionally avoided the term “anti-aging” since aging per se was not a quantifiable outcome. Longevity medicine incorporates aspects of age management as well as interventions *specifically intended to measurably slow or reverse biological aging*.



The rising popularity of Longevity Medicine, along with undefined standards of care, lack of regulatory clarity, and rapidly evolving treatment options have produced several models of longevity medicine practice. The default version centers on lifestyle management, which requires an intense level of engagement and commitment by the patient/client. (Some clinics prefer the term “client” rather than “patient” because they believe the latter implies disease

treatment rather than promoting holistic wellness.) Others focus more on curating treatments and interventions based on individual goals and budget. Allopathic Medicine emphasizes clinical evidence but is constrained by the disease-treatment paradigm and third-party payer restrictions. Naturopathic Medicine promotes use of naturally sourced medications and nutrients (nutraceuticals) but may be philosophically incompatible with biotech approaches such as epigenetic reprogramming and synthesized compounds designed in silico. Precision Medicine requires sophisticated epigenetic and genetic testing, which is central to longevity medicine, but may be outside of the scope of training for some practitioners. This is important because there is a move to consolidate longevity clinics under the rubric of Alternative Medicine, which I think is a mistake. I consider Longevity Medicine to be more like an updated version of Integrative Medicine and Functional Medicine, incorporating the best practices and knowledge from several domains, driven by science more than philosophy.

The second driver of anti-aging research and development is a massive influx of capital. Dedicated venture capital-funds and endowed research facilities such as the Buck Institute, Google-backed Calico Labs, and Cambridge-based Altos Labs (Jeff Bezos is a primary backer) are leveraging the most up-to-date technology to identify and develop anti-aging products. The Switzerland-based Longevity Science Foundation announced plans in October 2021 to devote \$1 billion toward the goal of extending human lifespan. In 2022 the Saudi Arabian-based nonprofit Hevolution Foundation announced plans for that amount every year for support of longevity research globally. While the sector remains a high- risk investment category littered with some spectacular failures, many see longevity as “the next trillion-dollar opportunity.” In 2023 a \$101 million Xprize competition was announced to be awarded to the first team that can restore at least 10 years’ worth of muscle, brain, and immune function in older adults. There are now dozens of companies working exclusively on anti-aging therapeutics and more than a hundred others with anti-aging products in their pipeline. Investment in longevity companies is in the \$billions and is increasing.

A legitimate concern is whether the profit motive will have a corrupting influence and reanimate the credibility question that has plagued anti-aging practice. The counterargument

points to increasingly open sharing of data, and the fact that it costs a lot of money to do this kind of research properly. The work these labs are doing is being followed with intense interest and scrutiny. If one of these longevity moonshots pans out, we should all benefit.

The third pillar of the anti-aging imperative is the exponential power of applied artificial intelligence.\* This not the ChatGPT version of AI but uses machine learning programs with the ability to discern patterns in massive amounts of data, make predictions, and validate them. Analysis of these immense sets of biological data is called “omics,” (e.g., economics or genomics) and for all practical purposes was not possible at scale until relatively recently. AI reveals detailed insights into central biochemical processes of aging at every level, from the whole body to the cellular, subcellular, and on down to the molecular level. Hidden patterns and connections are being revealed on complex “metro maps” of cellular metabolism and expression of anti-aging genes.

There’s a hugely practical application of AI in anti-aging: AI-based analysis is how your biological age, vs. chronological age, can be determined. More on that later, but knowing your biological age means that you can objectively measure the results of anti-aging interventions. Biological age tests are now readily available, reliable, and increasingly affordable.

A valuable AI resource is the advent of online databases of anonymized health information accessible to researchers around the world. Examples include the UK Biobank, which houses genetic and health information from more than a half million subjects; the website Geroprotectors.org, a catalog of compounds identified as having anti-aging properties; the Genotype Tissue Expression project (GTEx), an atlas of human gene expression; the U.S. National Genomics Data Center, with database resources for support of research in both academia and industry; and my favorite acronym, the “BIG” (Beijing Institute of Genomics) Data Center at the Chinese Academy of Sciences, also available worldwide for researchers.

---

\* For engaging explanations of AI in anti-aging, there are 3 essential books: *Deep Medicine* by Dr. Eric Topol; Alex Zhavaronkov’s *The Ageless Generation: How Advances in Biomedicine Will Transform the Global Economy*; and *Live Longer with AI* by Tina Woods.

Collectively these “big medical data” warehouses are used for AI-assisted data mining for precision medicine and anti-aging research.

AI is also helping to discover new anti-aging compounds. A particularly useful feature of AI is the ability to create virtual 3-D models of biological molecules, called *in silico* modeling. The specific ways that molecules interact can be understood and predicted, and *in silico* screening of large numbers of potential therapeutics can now be done rapidly. But identifying candidates is only the beginning, due to a nagging feature of biomolecules: They tend to be “promiscuous,” meaning that they have a lot of relationships, metabolically speaking. These so-called off-target interactions may result in unpredicted side effects. However, *in silico* modeling can imagine and design modified versions of candidate drugs, creating thousands of possible tweaks to the structure of the candidate molecule and predict the results. *In silico* molecular engineering can potentially improve the effectiveness of new drugs while simultaneously making them safer. There is already at least one drug designed *in silico* now in stage 3 trials for a previously incurable disease. Pro-longevity effects of existing drugs and supplements are also being identified on a regular basis, such as the sirtuin activator acetyl-L-carnitine.

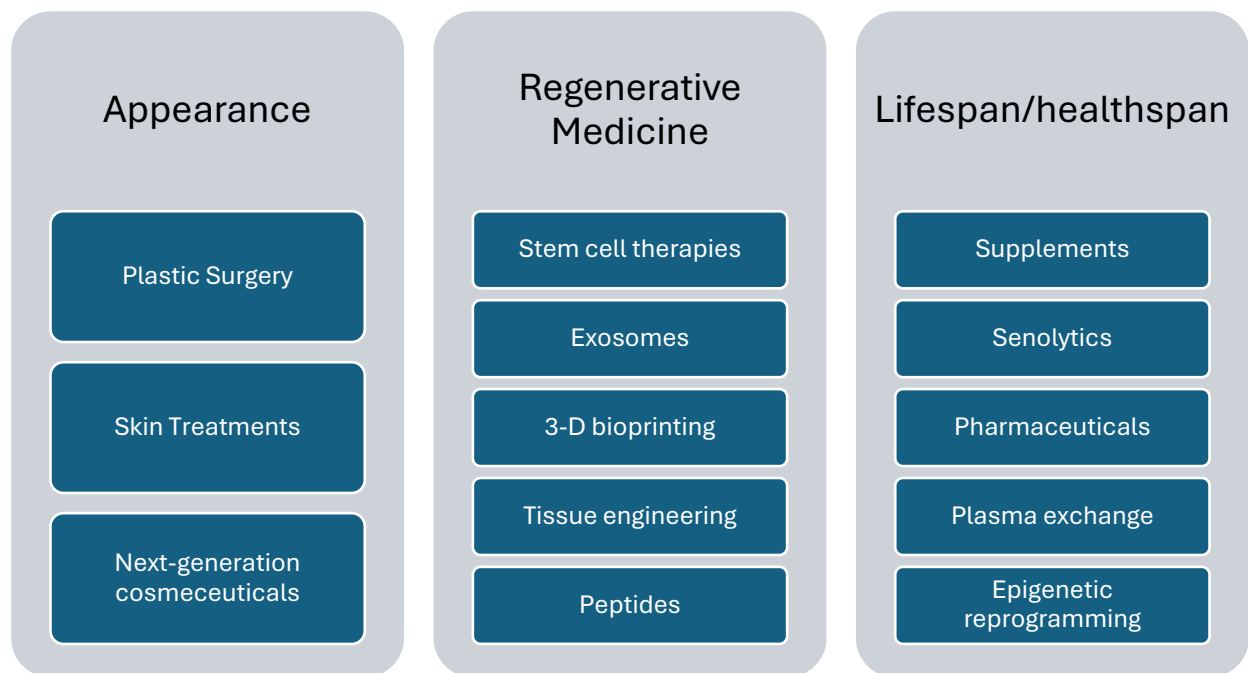
### Longevity without restrictions

So we know that caloric restriction is a sure-fire if utterly impractical lifespan extension strategy. Cut your calories back by 25% or more, and add a similar percentage to your lifespan. It’s been proven in everything from yeast to worms to mice. Almost certainly in primates\* too. Although a controlled experiment in humans with length of life as the endpoint is unlikely to happen, there is evidence however that caloric restriction can slow the pace of aging. A clinical study released in February 2023, funded by the U.S. National Institute on Aging, included 220 healthy adults randomized to either a 25% calorie restriction diet or a normal diet for two years. The pace of aging was measured with a DNA test called DunedinPACE (more on that below). The CR group saw a 2–3% reduction in the pace of aging over the control group. That may not sound like much, but it equates to a 10–15% reduction in mortality, comparable to quitting smoking. A true CR diet is unsustainable, so research has shifted to learning how to activate the CR effect pharmacologically or with more realistic diet strategies such as intermittent fasting. There are

simple supplements that add to the effect as well. But CR is just one of many anti-aging channels being fleshed out; leveraged by the three pillars of the aging↔disease linkage, record investment, and AI, the fruits of this research are beginning to move into clinical practice.

I see this manifested by three facets of longevity medicine: first, aesthetic treatments and surgery targeting appearances of aging; a second category of regenerative medicine aimed at restoring physiologic function at a macro level; and a third category intending to slow or reverse aging at a cellular and genomic level. We shift from disease-specific “whack-a-mole” treatments to a focus on healthy longevity, or healthspan. While longevity medicine integrates AI-based genomics and personalized medicine, a complete approach to anti-aging includes multiple points of attack. For many, this starts with strategies to look as young as you feel.

## The 3 Channels of Longevity Medicine



### 1. If you look good, you feel good – and live longer?

While plastic surgeons and others practicing aesthetic medicine know about the positive impact of their craft, some would debate whether they can accurately be called “anti-aging” since they do not affect biological aging per se. Or do they? Cosmetic surgery does have documented value

in terms of quality-of-life measures, which may translate into biological changes. It has been shown that more than 95% of facelift patients experience positive changes in their life, and a positive outlook has been shown to be associated with longevity. A study from the Mayo Clinic some years ago suggested that women who have facelifts live up to 10 years longer than women who don't. The authors attributed the lifespan benefit to a boost in self-image and the resulting optimism. There are obvious confounders with studies of this type, but it does support the concept of youthful appearance contributing to longevity. (There is also evidence that youthful attractiveness predicts longevity.)

This connection is supported by a concept known as the “Socioemotional Selectivity Theory” or SST, developed by Stanford psychologist Laura Carstensen (now Director of the Stanford Center on Longevity). SST holds that subjective age predicts late life health outcomes. The longer a person expects to live - time horizon view - the younger their self-perception of age. SST evinces that time horizons are pliable and modifiable with behavioral changes. *Subjective* age can predict *objective* health and lifespan, thereby explaining the potential longevity benefit from aesthetic plastic surgery. Whether the decision to undergo restorative surgery marks the onset of a personal anti-aging effort, or simply resets one’s time horizon view, either way it validates the role of plastic surgery and cosmetic treatments in longevity. Cosmetics giant Estée Lauder is throwing their support behind this idea, announcing in 2023 the formation of a “longevity expert collective” and underwriting research on longevity, appearance, and well-being.

## 2. Regenerative medicine: form and function

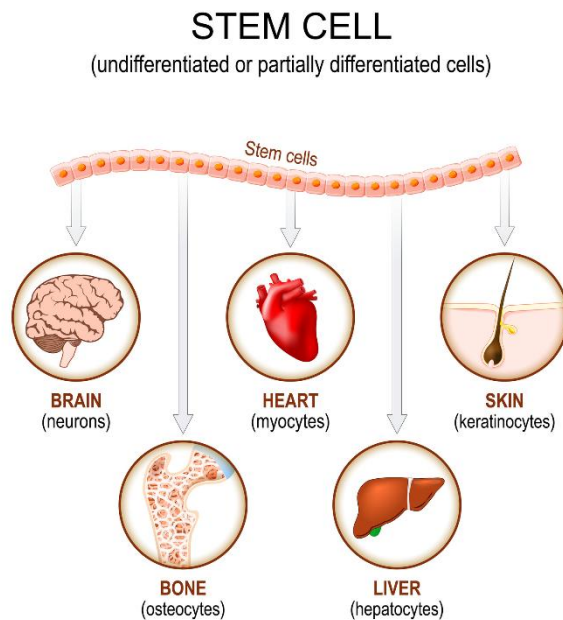
I think of regenerative medicine as integrating the visual and functional aspects of aging. Healthy skin is beautiful skin, healthy muscles form an athletic and attractive physique, a healthy central nervous system retains mental sharpness, and healthy cells give youthful energy. Regenerative medicine considers aging as it relates to coordinated system-wide signaling, (e.g., hormones) as well as restoration of individual body parts and organs. A certain amount of “wear and tear” is inevitable, and regenerative medicine intends to undo the damage. The longer we live, the more we’ll need refurbished parts.

## Platelet Rich Plasma/Platelet Rich Fibrin

Platelets are tiny cells in the bloodstream associated with clotting, and platelet-rich plasma (PRP) is defined as the plasma fraction of blood with a high platelet concentration. PRP is an abundant source of growth factors. Much of the early use of PRP was in orthopedics, and it remains widely used in sports medicine. Yet despite numerous studies on PRP in regenerative medicine, there are few of high-quality. One reason for this is the large number of available systems for processing PRP and lack of standardization of preparations and treatment protocols, which makes it challenging to compare effectiveness. In any case, PRP and its next-generation version Platelet-Rich Fibrin (PRF) are fading in popularity due to the introduction of newer options such as exosome therapy.

## Stem cells

Stem cell therapies are often viewed as being synonymous with regenerative medicine. As it happens, harvesting stem cells is surprisingly easy: Adipose tissue (fat) is an abundant source. A minimally invasive liposuction procedure, a few processing steps, and you've got a vial of stem cells in concentrations 500-fold greater than bone marrow. What's more, adipose-derived stem cells (ASCs) have distinct advantages over other sources of stem cells, not the least of which is their ubiquity in tissue that is often present in excess.



In aesthetic surgery, much of the early focus on ASCs was on soft tissue augmentation. Because depletion of facial fat is an important feature of aging, fat grafting is often done in conjunction with a facelift. Because volume retention of fat grafts is variable however, a concept called cell-assisted lipotransfer (CAL) aims to improve this by adding extra ASCs to the fat. For this

procedure, the fat from liposuction is divided, the ASCs are isolated from one portion, then added back to the fat to be used in the graft. The enhanced content of ASCs is believed to contribute to blood vessel growth into the grafted fat and cell renewal.

There are several controversies with the use of ASCs. The so-called “stem cell facelift” (really just cell-assisted fat grafting) has been earnestly promoted, and just as vigorously condemned as a misleading exaggeration. As stem cell procedures became popular, regulatory agencies began to take a critical look in the U.S. and elsewhere. A well-publicized closure of stem cell clinics after 3 cases of blindness from stem cell injections for macular degeneration furthered these efforts. Stricter FDA guidelines went into effect in 2021.

Nevertheless, the regenerative potential of ASCs is hard to ignore. Full leverage of these benefits relies on costly and time-consuming devices, so simpler processing methods have been developed. Using low-tech filtration techniques, specific types of fat grafts can be prepared, tailored to the intended effect and placement site. One version removes the fats, leaving what is called stromal vascular fraction. This “nanofat” is used as a superficial subdermal injection for skin rejuvenation rather than volumization, while other fats grafts are placed deeper.

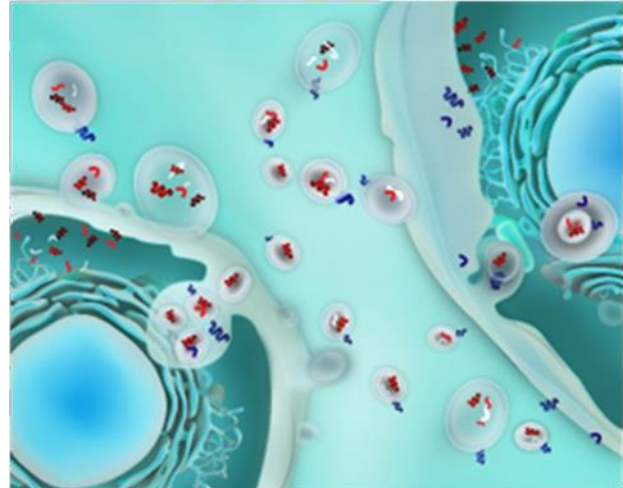
Realizing the full potential of ASCs may require more elaborate processing. A study by plastic surgeons in Brazil evaluated the effects of injecting concentrated ASCs prepared by culturing them in a lab, a procedure requiring 3 weeks. They then placed injections into facial skin of 20 patients who were scheduled for facelift, so that the skin could be evaluated in the sections that were removed 3-4 months later. Impressively, they found full regeneration of aging damage and the effects of lifetime sun exposure. The elastin fiber network (the collagen that gives youthful skin its elasticity) and the deeper layers of the skin were restored after a single treatment.

I am excited about the potential for stem cell treatments, but do not want to get ahead of what regulations allow or clinical science proves. Stem cell treatments remain experimental. In 2024 the FDA successfully sued two clinics offering stem cell therapies. Fortunately, there is a less risky way to leverage the benefits of stem cells, by understanding how they communicate with neighboring cells. They do this with little bubbles of biomolecules called *exosomes*.

## Exosomes

The local tissue effects of stem cell therapies are mediated largely by what are called “paracrine” actions – effects on other cells in the immediate area – rather than by differentiating into cells of a particular type.

This phenomenon is termed the *paracrine hypothesis*, and it is important because it suggests a sort of shortcut. Paracrine communication between neighbor cells occurs by exchange of tiny packets containing cargoes of proteins, peptides, RNA, and other biomolecules. These are categorized by size, the smallest of which are called *exosomes*.



Artist's rendition of exosomes

Stem cell-derived exosomes could possibly be used as a surrogate for stem cell therapies, skipping the step of extracting and injecting the stem cells. Exosome treatments have a further advantage in that they can be purchased as an off-the-shelf solution, though regulations limit their use to topical applications as with PRP. These commercially produced exosomes are derived from cell cultures, and the effects are related to the specific type of parent cell. I expect to hear a lot more about exosomes in the next few years, as a number of clinical trials are underway for a wide range of applications. For now, their primary clinical use is skin rejuvenation, typically combined with microneedling to enhance penetration. Think of exosomes as supercharged PRP or stem cells.

## Hormone replacement therapies

Declining hormone levels are a hallmark of aging, and hormone replacement improves quality of life for millions. Yet evidence for positive effects on the aging process is often contradictory; in many cases, it may do the opposite. There are questions as to whether making the body perform as it does in youth makes it *biologically* younger. All hormones operate with elaborate feedback loops, so tinkering with them may cause unanticipated side-effects if not managed expertly. Hormone replacement therapy (HRT) has long been considered as age management rather than anti-aging. That may change as approaches to HRT are updated and re-evaluated.

**Testosterone** supplementation is a controversial case in point. Studies of testosterone replacement in older men are comparatively few and generally have been of short duration, with small numbers of participants and frequently lacking adequate controls. There is evidence that aerobic exercise capacity is better preserved with testosterone supplementation in men over age 60, but most studies show modest anti-aging effects.

Testosterone replacement should be monitored carefully in order to minimize the risk of adverse effects. Recently an oral form of testosterone called Kyzatrex was FDA-approved, and may have significant safety and therapeutic advantages over injections. Testosterone may be added to female hormone replacement to help restore libido and maintain muscle.

**Human growth hormone (GH)** has been widely marketed for antiaging, promising to deliver weight loss, improved energy and mood, and better sleep. As with testosterone, support for these claims is mixed. One study in elderly men reported increased muscle mass, reduced body fat, and improved bone density with GH supplementation. Animal studies however suggest that declining levels of GH are associated with greater longevity, are protective against cancer, and that GH supplementation actually *accelerates* aging. This fits with human epidemiologic studies, which generally associate lower levels of GH with longevity; in fact, a study of centenarians revealed that a majority of them had a mutation that suppressed growth hormone activity!

GH use is further confounded by its effects on glucose metabolism. A primary action of GH is to elevate blood sugar levels, producing a diabetes-like effect. This leads to a compensatory increase in a hormone called IGF-1 (Insulin-like Growth Factor 1), which acts to lower blood sugar. This relationship of growth hormone and IGF-1 is called the GH/IGF-1 axis, and is an extremely important anti-aging intervention target. The study reporting age reversal that I cited in the box at the beginning of this book also used the diabetes drug metformin to counteract the adverse effects of GH on blood sugar.

Because of these and other issues, access to GH is heavily restricted. Alternative approaches using peptides to stimulate natural production of GH offer a safer option (see below).

**DHEA (Dehydroepiandrosterone)** is a precursor hormone produced in the adrenal gland. DHEA helps produce other hormones such as testosterone and estrogen. Natural DHEA levels peak in

early adulthood and then decline with age. Studies on DHEA supplementation are mixed in terms of anti-aging effects, and there is concern that it may promote growth of hormone-sensitive tumors such as breast cancers.

**Estrogen** replacement has a controversial past but is increasingly considered an indispensable part of a comprehensive anti-aging strategy for postmenopausal women. It wasn't that long ago when many physicians wouldn't touch the subject of hormone replacement (many are still hesitant) but the longevity gender gap may be closing. It has long been known that on average women live longer than men but spend more years in poor health. Thanks in large part to work done at the Buck Institute's Center for Female Reproductive Longevity and Equality, menopause is now known to be associated with *accelerated* aging.

A recent review found that severity of menopausal symptoms is highly predictive of future health and longevity. Because ovaries are the fastest-aging organs in the body, it is no surprise that menopause accelerates biological aging. Better understanding of how this happens provides insights into the aging process, and how hormone replacement therapy fits in with longevity. It is also now known that hormone replacement therapy for post-menopausal women is associated with lower biological age.

In 2025 a lab at Columbia University revealed insights into how ovarian aging influences overall aging, by doing genetic analysis seeking to explain why women enter into menopause at different ages. They found a variant associated with later menopause in a gene involved in DNA repair. This gene and others are implicated in overall aging involving the mTOR pathway, a central process in cell metabolism and longevity. This suggests that use of rapamycin, which targets mTOR, could be useful in slowing ovarian aging as well as overall longevity.

The lab went on to validate this in a pilot study called VIBRANT—Validating Benefits of Rapamycin for Reproductive Aging Treatment—involving 50 healthy reproductive-age women. The drug was well-tolerated and slowed ovarian aging by about 20%. According to lead researcher Dr. Yousin Suh, “By slowing ovarian aging using a safe, inexpensive pill, we can extend women's healthspan and lifespan.”

In November 2025 the FDA removed the Black Box warning on women's hormone replacement. An editorial in the Journal of the American Medical Association remarked "With the exception of antibiotics and vaccines, there may be no medication in the modern world that can improve the health outcomes of older women on a population level more than hormone therapy." Seen in this context, the use of estrogen replacement becomes more than a quality of life and sexual health issue; it may literally be life-saving.

## Peptides

Peptides are ubiquitous molecules that serve a variety of functions. Insulin and semaglutide (Ozempic) for example are peptides, and more than 7000 peptides have been identified in the body. Around 60 peptides have been FDA-approved as drugs, with many more being explored in clinical trials. Peptides play critical roles in senescence, immunity, and overall aging.

The high guru of peptides is orthopedic surgeon William Seeds MD, who has unbridled enthusiasm and many years of experience with them. I've taken his training course and I'm using several peptides in my clinical practice.

**GHRH: Growth-Hormone-Releasing Hormone**, as its name implies, is a peptide that signals the body to generate and release growth hormone in its own natural cycle. GHRH is naturally produced in the brain, and is thought of as a safer alternative to GH. Other peptides that stimulate production of GH are known as GHRH mimetics.

**CJC-1295** (also known as Mod-GRF) is a widely preferred GHRH mimetic for anti-aging, because of its favorable side-effect profile and potency.

**Sermorelin** is a well-known GHRH mimetic originally FDA-approved to elevate growth hormone levels in children of short stature. Sermorelin is well-tolerated and effective.

**Tesamorelin** (brand name Egrifta) is a 44 amino acid peptide first FDA-approved to treat a condition known as lipodystrophy that occurs with HIV. Tesamorelin may improve muscle mass, blood lipid profiles, cardiovascular disease risk, and reduce visceral fat.

**Ipamorelin** headlines the category of what are known as Growth Hormone Releasing Peptides or GHRPs. While GHRH mimetics promote production of natural growth hormone, release of the

hormone into the blood stream is under additional feedback control involving the cell receptor known as ghrelin, which responds to conditions of hunger and satiety. GHRPs act on the ghrelin receptor to promote release of GH. Ipamorelin is considered a third-generation GHRP and is preferred because of its high potency and minimal side-effects, and has a range of potential anti-aging properties. Ipamorelin should be used in cycles, as continuous use may lead to receptor desensitization. Ipamorelin is typically compounded with CJC1295, so they can be given together in a single injection.

All of these are given by subcutaneous injection, usually once a day before bedtime, 5 days a week. Because natural growth hormone release is pulsed and highly linked to a stage of deep sleep, the benefits of GHRH/GHRP treatments are amplified by syncing to this natural cycle.

**Ibutamoren** or MK-0677 is the last in our list of GHRP mimetics and worth mentioning because it can be taken orally. Technically it isn't a true peptide because of modifications needed to prevent it from being broken down by digestive enzymes. There is a risk of irreversible growth hormone receptor involution if taken continuously, so I don't use it in my practice.

**Epithalon:** A synthetic version of the peptide epithalamin, an endocrine bioregulator naturally produced in the pineal gland (a tiny structure in the mid-brain.) There is evidence that epithalon decelerates aging, suppresses tumor development, enhances antioxidant defenses, and moderates stress response.

**BPC-157:** Body Protection Compound 157 is a medium-sized cell repair peptide working on the brain-gut axis. BPC-157 promotes wound healing, reduces neuroinflammation, and promotes regeneration. It is also available in pill form but not absorbed enough for systemic effects.

**Thymosins:** The thymus is an organ that sits just in front of the heart, and is so named because its two lobes resemble leaves of the thyme plant. T-cells, an important factor in adaptive immunity, are produced in the thymus. After puberty the thymus undergoes gradual shrinkage, senescent cells accumulate, and peptides produced by the thymus (thymosins) diminish. Two thymosins are important clinically: alpha-1 (TA1) and beta-4 (TB4).

**TA1 (Zadaxin)** is a multifunctional peptide that helps T-cells mature and restores immune system homeostasis. It is used to treat autoimmune disease, viral infections including hepatitis, Lyme disease, and other inflammatory conditions. Also called TB-500.

**Thymosin Beta 4** is also involved in immune system functioning and is important in tissue repair and regeneration. It is a potent anti-inflammatory and has been studied for a variety of conditions from traumatic brain injury to dry eye.

**GHK-Cu** is a multifunctional copper-containing peptide used to stimulate synthesis of collagen and elastin in the skin, accelerate healing, reduce inflammation, and promote tissue regeneration. It is used as a topical ingredient or given by subcutaneous injection.

In October 2023 the US FDA issued a “guidance statement” that all but prohibited access to many peptides, citing lack of safety data. Paradoxically this resulted many peptide users turning to alternative sources whose safety standards and purity are questionable. This push and pull between regulatory oversight vs. access to alternative therapies was brought to the forefront by an event that occurred at a longevity conference in July 2025, when two people who were given peptide injections at a vendor booth in the exhibit hall had to be rushed to the hospital with life-threatening reactions. Fortunately, both survived, but the incident highlighted an ongoing debate about potentially effective but unproven longevity treatments. On the one hand, it is not realistic to expect products that have been used for years with a good record to undergo large-scale clinical trials for FDA approval; these types of studies are extraordinarily costly so the product would be too expensive (and may not be found to work as expected). On the other hand, it is reasonable to expect some data about safety and efficacy. Credibility is hard-won in Longevity Medicine, and true informed consent requires good standards of clinical practice as well as honest disclosure of what is known and what isn’t, both for risks and possible benefits. If you are a non-physician sourcing your injectable peptides online, you are not necessarily getting the medical grade product; typically these are labeled “not for human use” so if you get into trouble, you are on your own. Better to do it under medical supervision from a qualified Longevity Medicine doctor.

**GLP-1 agonists**, such as the flagship GLP-1 brands Ozempic (semaglutide) and Mounjaro (tirzepatide) and others, are also peptides. They all work by mimicking peptides that are naturally produced in the body to regulate glucose metabolism, hunger, and satiety. GLP-1 peptides improve cardiovascular, liver, and kidney health, and suppress the systemic inflammation that drives aging and disease. They have effects on cellular senescence (page 59), suppress glycation (see page 50), and emerging evidence suggests positive effects on neurodegenerative conditions including Alzheimer’s and Parkinson’s disease. In July 2025, results of a clinical trial were released, showing that semaglutide can slow epigenetic aging (page 10). This adds evidence to the case for using GLP-1 agonists in longevity medicine.

#### What Are GLP-1 agonists and How Do They Work?

Glucagon-like peptide-1 (GLP-1) works to decrease blood sugar and suppress glucagon, a peptide hormone produced in the pancreas whose function is to elevate blood glucose—the opposite of insulin. Glucagon is released in response to a drop in blood sugar, fasting, or exercise, and triggers the breakdown of glycogen, a form of stored glucose. GLP-1 is naturally produced in the intestinal tract and the brainstem. Drugs like semaglutide and tirzepatide mimic the natural GLP-1 effects by binding the same cell receptor; this is why they are called GLP-1 receptor agonists (as opposed to *antagonists*, which block the receptor).

### 3. Longevity targets and therapeutics

Now that we have reliable biological age tests, we can begin to develop and validate potential longevity interventions. This process can take several forms: repurposing of existing medications with potential anti-aging properties, designing of drugs, nutrients, or procedures based on better understanding of aging biology, and refinement of established approaches.

#### Mitochondria

Cumulative epigenetic alterations of aging are mediated by activation or silencing of specific genes in response to circumstances such as caloric restriction. Much of this occurs in structures

within cells called mitochondria. These are the energy processors of the cell, and a lot of aging and anti-aging action involves mitochondria. They're sort of a cell within the cell, having their own DNA and their own sirtuins. In fact, up to 10% of the body is mitochondria, and tissues with a high metabolic demand such as heart cells having 30-40%. Sirtuins in mitochondria reflect the metabolic state of the cell, positioning them as stress sensors (nutritional stress, oxidative stress, etc.) For healthy longevity, you need to be mindful of your mitochondria.

Dysfunctional mitochondria are associated with a number of known disease conditions, usually related to mutations in mitochondrial DNA, and several clinical trials on mitochondrial transplantation are in progress. Because mitochondrial function also declines with age, and their central role in the metabolic response to caloric restriction, they are a major target for longevity therapeutics. A company called Mitrix.bio is developing bioreactor-grown mitochondria for transplantation. Their first clinical trial recipient, 90-year-old University of Washington emeritus professor of physics and author John G. Cramer, announced that he was to be the first to receive the procedure in 2025. As we await the results of next-generation technologies like this, it is worth taking a look at how we came to understand how caloric restriction works with mitochondria to regulate cell aging, and what we can do with that knowledge.

### Caloric restriction mimetics

Because CR-mediated longevity occurs with such consistency across species, whatever drives it is biologically fundamental. A primary aim of longevity medicine therefore is to replicate the CR effect without semi-starvation. CR triggers a sirtuin-mediated metabolic change which likely evolved as an adaptation to disruptions in food supply. The result can be experimentally reproduced without nutrient restriction by sirtuin activators such as resveratrol. Many were eager (as was I) to credit resveratrol for the French Paradox and longevity. But there are problems with this hypothesis, and some high-level re-examinations of the original studies have cast doubt about the results. (Resveratrol is now low on the list of longevity molecules.) The discovery did however provide an opening to probe cellular aging at a molecular level.

Substances that activate sirtuins are called caloric restriction mimetics (CRMs). With its numerous potential clinical actions, resveratrol was the flagship CRM. A wide range of potential health and anti-aging benefits have been investigated, including cancer prevention and treatment; diabetes; viral, bacterial, and fungal infections; cardiovascular health; senile dementia/Alzheimer's Disease; osteoporosis; arthritis; immune dysfunction; hormone imbalance; and others. These are all mediated at least in part by sirtuin activation, highlighting the commonality between the underlying drivers of disease and aging.

Despite the proliferation of resveratrol-based supplement formulations, validation from clinical trials has been elusive, with only a handful of studies showing any measurable benefits. Reasons for this include low bioavailability, first pass metabolism (things absorbed from the gastrointestinal tract are processed through the liver before circulating), and hormesis, a phenomenon characterized by differential and sometimes opposite effects at lower vs higher levels of exposure. Bioavailability is limited by resveratrol's poor aqueous solubility and variable absorption. For these reasons, we can't assume that in vitro resveratrol studies extrapolate to in vivo clinical effects. We need to look for other options.

But what if we could find already available compounds and drugs that can be repurposed for anti-aging? Repurposing existing medications would bypass the expense and time required for premarket approval, and make them available for off-label use. This idea is being exploited with some notable successes using in silico screening, and has resulted in identification of several candidate anti-aging molecules. This process hopes to find more drugs like the cheap and well-tolerated anti-diabetic drug metformin, a CR mimetic that has been available for years.

## Metformin

Originally derived from the French lilac plant in 1922, metformin was originally used to treat arthritis and influenza. It was later developed as an antidiabetic treatment when it was noticed to lower blood sugar levels, and remains widely prescribed for type 2 diabetes. As with resveratrol, metformin mimics aspects of CR by activating SIRT1 in mitochondria.

In addition to optimizing mitochondrial metabolism, metformin has several other beneficial effects. It inhibits expression of cytokines associated with diseases related to cell senescence,

immunity, and inflammation, explaining its original uses. Interestingly, other evidence suggests that metformin also restructures the gut microbiome, promoting the growth of beneficial bacterial species. It's an all-around good team player, especially where anti-aging is concerned.

Epidemiologic evidence strongly suggests that metformin users have a lower incidence of cancer and better overall survival rates, despite having diabetes. Metformin's potential as an anti-aging drug came to light in a large study using the UK Biobank (page 12) which compared type 2 diabetics taking metformin or another class of diabetes drugs called sulphonylureas with matched non-diabetic controls. One would expect diabetics to have higher rates of mortality, but the opposite was found for those on metformin. This implies that metformin has powerful anti-aging properties beyond its anti-diabetes effects. (The poorest outcomes were in the sulphonylurea group.)

Proving this in a prospective trial is another matter. A leading advocate for this is Nir Barzilai, MD, founding director of The Institute for Aging Research at the Albert Einstein College of Medicine. (Check out his book *Age Later: Health Span, Life Span, and the New Science of Longevity*.) In 2015 he conducted a small clinical trial called Metformin in Longevity Study (MILES), a placebo-controlled randomized trial in 15 subjects of average age 70. All subjects had metabolic improvements, and gene expression analysis in muscle and fat tissue from biopsies demonstrated significant shift to youthful patterns. This set the foundation for a much larger trial dubbed TAME (Targeting Aging with Metformin), with the explicitly stated goal of demonstrating that aging can be targeted in a FDA-sanctioned clinical trial. Success of TAME would also show the feasibility of clinical trials for aging as a target for intervention.

Funding issues stalled the launch of TAME, likely to due lack of sponsorship for an inexpensive, off-patent drug. Word is that TAME is finally underway now. It's an important study because it's not clear that metformin is entirely without adverse effects. One concern is that it may suppress mitochondrial respiration in response to exercise, negating the anti-aging benefits of exercise and paradoxically antagonizing exercise-induced improvements in cardiorespiratory fitness.

An oft-cited study on adults in their early 60's looked at changes in insulin sensitivity and cardiac fitness after aerobic exercise training (AET), and its effects on mitochondrial respiration and

protein synthesis in muscle. AET decreased fat mass and improved blood sugar control in both groups, but metformin attenuated the increases in overall insulin sensitivity and exercise capacity. Interestingly, the effect seemed to appear in only half of the subjects. It is not yet known whether this effect impacts the anti-aging properties of metformin. Notably, it was not an adverse effect per se, but a lack of the expected result of exercise. Nevertheless, the study has created some uncertainty about the wisdom of routine metformin use in nondiabetics. At this point there are more than 1400 papers on metformin and aging, and most support its benefits, but primarily for adults older than age 50.

There is evidence suggesting that *berberine*, a botanical compound in Chinese longevity medicine, may have similar properties to metformin without the adverse effects on exercise adaptation. Berberine increases insulin sensitivity and alleviates a condition called metabolic syndrome - a cluster of conditions including increased blood pressure, high blood sugar, excess central body fat, and elevated cholesterol – that jointly increase risk of cardiovascular disease and related problems.

While berberine has the advantage of being available without a prescription, it has low bioavailability; only very small amounts are absorbed when taken as an oral supplement. In doses sufficient to achieve meaningful levels, bloating and gas are common side-effects. A derivative called *dihydro-berberine* (DHB) appears to do better. In fact, berberine must be converted to DHB by intestinal bacteria in order to be absorbed, so much lower doses (100 mg vs 500 mg) are effective, minimizing side-effects. As with all nonprescription supplements, sourcing from reliable providers is important; DHB is less stable and subject to degradation if exposed to light or extreme temperatures.

Take home message: The potential benefits of metformin probably outweigh its possible adverse effects for older individuals. Metformin is a prescription medication. If you decide to use metformin and you are not diabetic, you shouldn't have it filled at a regular pharmacy, because the on-label indication is diabetes. You don't want your insurance company categorizing you as a diabetic, and shouldn't expect your prescriber to fudge the diagnosis. For that reason, we have made arrangements to dispense metformin through our office.

## NAD<sup>+</sup>

Mitochondrial sirtuin activity is dependent on the molecule *nicotinamide adenine dinucleotide*, usually expressed as its oxidized form NAD<sup>+</sup>. Caloric restriction, resveratrol, and caloric restriction mimetics activate sirtuins - the transcription factors for expression of longevity genes – and sirtuins need NAD<sup>+</sup>. Mitochondrial metabolism is dependent on NAD<sup>+</sup>, which has a fundamental role in nutrient sensing and energy- processing. Because NAD<sup>+</sup> is a requisite substrate for sirtuins, NAD<sup>+</sup> depletion correlates with aging and age-related conditions. For example, a 2023 study found low levels of NAD<sup>+</sup> in people with high blood pressure, related to dysfunction of cells lining blood vessels. In mice, an experimental method whereby NAD<sup>+</sup>-generating enzymes can be “over-expressed” showed that lifespan and healthspan can be prolonged. So why not just try to boost levels of NAD<sup>+</sup>? You can, and easily.

The NAD<sup>+</sup> precursors nicotinamide mononucleotide (NMN) and nicotinamide riboside (NR), a form of vitamin B3, have been shown to raise levels of NAD<sup>+</sup> when taken orally in both human and animal models. NR supplementation extends the lifespan of mice even when administered late in life, while enhancing stem cell and mitochondrial function.

Because the NAD<sup>+</sup> precursors NR and NMN occur in the human diet naturally (albeit in very small amounts), they are generally regarded as safe, and several clinical studies line up in support. A 2018 trial of NR plus pterostilbene – a polyphenol related to resveratrol but with higher bioavailability – assessed safety and efficacy in a population of 120 healthy adults ages 60 to 80 over 8 weeks. NAD<sup>+</sup> blood levels showed sustained increases with this supplement (*Elysium Basis*), with no significant adverse effects. In 2022 the results of a randomized, placebo- controlled clinical trial of NMN supplementation for 2 months on 80 middle-aged healthy adults evaluated physical performance (six-minute walking test), a blood biological age test (Aging.AI 3.0 calculator), NAD<sup>+</sup> blood levels, and a standardized 36-item general health assessment. All subjects in the NMN group showed increased NAD<sup>+</sup> levels, improved physical performance, and better general health compared to placebo. Biological age remained unchanged with NMN but increased in the placebo group.

Many anti-aging clinics offer intravenous infusions of NAD+, claiming a range of benefits. However, there is little clinical data to support the practice; until recently, there was only one published clinical study, and it found that NAD+ is rapidly cleared from the body. Additionally, circulating NAD+ has to be converted to its precursors NR or NMN before passing into cells, so infusions don't make a lot of sense.

What's worse, infusions may result in the opposite of the desired effect. Most biomolecules have undesired "off-target" interactions, and in the case of NAD+, its side hustle is signaling inflammation. Elevated circulating levels of NAD+ are a marker of cell senescence, and *boosting the amount of NAD+ in the circulation may actually drive aging faster.*

Because NAD+ has to be converted into NR in order to be taken up by cells, it makes more sense to infuse NR, but pharmaceutical grade NR has not been available until recently. In a study released in February 2026 in preprint (not yet peer-reviewed) comparing IV NAD+ to IV NR, the NR group actually had superior NAD+ levels post-treatment, with no adverse effects, while the NAD+ group had elevated white blood cell counts indicating a state of heightened inflammation.

Bottom line: Use of supplements containing the NAD+ precursors NR and/or NMN is almost certainly safe and might have longevity-promoting properties. Not all supplements are created equal though; one review tested 39 available brands and found that only a quarter of them contained amounts near or at the amount stated on the label, and more than a third of them had less than 1% or undetectable levels. Brand names to look for include *Basis*, *Chromodex*, and *Elevant*. Intravenous NAD+ infusions are a waste of money.

## Methylene blue

As the first completely synthetic drug, methylene blue (MB) may be the prototypical example of a drug approved for disease treatment but repurposed for anti-aging. First created in 1876 as a textile dye, methylene blue found use as a surgical stain for marking (still used), treatment of malaria, and a rare condition called methemoglobinemia. MB is a potent antioxidant and enters cells readily, where it is taken up by mitochondria and enhances their function. It has become a popular but controversial longevity medication, promoted as an immune system booster and enhancer of brain function. MB is a prescription medication.

Although there have been numerous clinical studies on MB, most of them are for conditions other than aging. Target diseases include septic shock, COVID, bipolar disorder, stroke, Parkinson's Disease, and many others. There is evidence for a role of MB in anti-aging skin care, where it is shown to increase cell longevity, protect from UV exposure, and accelerate and promote wound healing. Yet despite the nearly 30,000 publications on MB over the past century, its efficacy is not well proven in clinical trials.

Methylene blue does have potentially serious side effects, though it is probably safe at reasonable doses for most. MB is a monoamine oxidase (MOA) inhibitor, like many antidepressant drugs; if taken in combination, it can trigger a condition called serotonin syndrome, leading to seizures. Because there are other options for mitochondrial support, I don't see a major role for its use in longevity just yet.

### Making sense of senescence

The phenomenon of cellular senescence was first described by the renowned biologist Leonard Hayflick as a condition of cellular dysfunction occurring when cells reach their replicative limit but don't die. Senescence can be triggered by telomere shortening, oxidative stress, and accumulated DNA damage. Once they reach this stage, senescent cells have 3 options: die using an "auto-destruct" program called apoptosis, devolve into cancer, or lapse into a zombie-like state. Senescent cells are an important feature of aging because they release pro-inflammatory cytokines and other harmful molecules, a condition called the senescence-associated secretory phenotype (SASP). Like the bad apples in the barrel, SASP zombie cells adversely affect nearby cells and the tissue environment, resulting in what is called *inflammaging*: chronic low-grade inflammation driving accelerated aging.

One presumed explanation for why SASP occurs is that cellular senescence suppresses tumor genesis, because precancerous cells share many characteristics with senescent cells. The inflammation caused by SASP factors incites destruction of precancerous cells by eliciting an immune system response.

SASP is a blunt instrument though, and may actually provoke adjacent premalignant cells into malignancy, so on balance it's believed to be better to eliminate senescent cells if it can be done

selectively. Substances targeting clearance of senescent cells are termed *senolytics*, and are a major focus of research and product development.

One promising approach uses a combination of the flavonoid *quercetin* and the anti-cancer drug Dasatinib, reported in a 2019 clinical trial to be effective at clearing senescent cells. Though quercetin is available in supplement form and is nontoxic in usual doses, Dasatinib must be administered under close medical supervision. Subjects in the study were in hospital. The picture is further complicated by a 2024 study which found that the treatment unexpectedly *increased* epigenetic age. There's clearly more to learn; as it is said, don't try this at home.

### Rapamycin and autophagy

Autophagy (literally “self-eating”) is an essential natural method of suppressing cellular senescence. Its importance was recognized in the 2016 Nobel Prize for physiology and medicine, awarded to biologist Yoshinori Ohsumi for the discovery of how it works. Ohsumi's lab and others identified autophagy-related genes (called Atg), which code for proteins that package cellular waste. These are controlled by an enzyme complex called Target of Rapamycin (TOR).

TOR got its name when it was identified as the site of action for *rapamycin*, a naturally occurring compound known for many years (like metformin.) Rapamycin was first isolated from a bacterium found in the soil of Easter Island (Rapa Nui) in the 1960's. Originally developed as an antifungal agent, it was found to have immunosuppressant properties and its on-label use now is to suppress rejection with kidney transplantation. Anti-aging researchers today feel that it can be better described as an immune *modulator* and anti-inflammatory drug, which blocks hyper-immunity rather than bluntly suppressing immunity, or even that it “rejuvenates immunity.”

Exactly how rapamycin worked remained unclear until the 1990's, when it was recognized as an inhibitor of the enzyme complex that would later be called TOR. We now know that TOR is a principal orchestrator of cell growth and functions as a central coordinator of metabolism in response to both environmental and hormonal signals such as caloric restriction.



characteristics are more similar to humans. So far, the study has found improvement in age-related measures of heart function and no side effects in the rapamycin-treated dogs. The study has been expanded nationally to around 50,000 dogs.

The Dog Aging Project (DAP) has produced several important publications of relevance to both humans and dogs. One reported that dogs fed only once daily had better cognitive function and lower odds of having gastrointestinal, dental, orthopedic, kidney, liver, and pancreas disorders, providing evidence for the practice of intermittent fasting/time restricted eating. However, in December 2023, the National Institutes of Health pulled their funding for DAP. If you are interested in supporting the DAP or learning more about it, visit [dogagingproject.org](https://dogagingproject.org).

There aren't many human trials on rapamycin for aging though. The most often referenced one is a 2014 study that gave a group of healthy adults age 65+ either 0.5 mg daily, 5 mg once weekly, or 20 mg weekly for 6 weeks. The low dose groups had no significant adverse reactions. All subjects then received a seasonal flu vaccination 2 weeks later, and had their responses measured by sampling antibody titers. Both low-dose groups had a 20% increase over those not taking the drug! Interestingly, the levels of antibodies against flu strains not covered in the vaccine also increased, implying a broader immune-enhancing effect. This is a meaningful result because this 20% increase is known to correlate to reduced flu illness severity and incidence.

Another study in the UK is looking at rapamycin's effects on muscle in older adults, and one more in the US called Participatory Evaluation of Aging with Rapamycin for Longevity (PEARL) is specifically intended to investigate efficacy and safety of rapamycin to promote longevity. Preliminary results after 48 weeks were released in August 2024 and are encouraging. The use of rapamycin for anti-aging is becoming increasingly accepted, and in low doses (2-5 milligrams once a week) probably safe.

But don't think more is better. Tech entrepreneur and longevity influencer Bryan Johnson, whose personal longevity quest called Project Blueprint has been the subject of a Netflix documentary, announced in early 2025 that he had stopped taking rapamycin. Citing side-effects such as skin infections, blood lipid and glucose abnormalities, and increased heart rate,

he concluded that it was also *accelerating* his biological aging. Of note however is that he reportedly was taking 13 mg biweekly, which would be an immunosuppressive dose.

If you are considering taking rapamycin, make sure you are prescribed the brand name *sirolimus*. Compounding pharmacies often prepare rapamycin in capsule form, which has been shown to have significantly lower bioavailability.

## Spermidine

Caloric restriction mimetics also trigger autophagy. Like most biological processes, autophagy can be promoted by either increasing its activators or decreasing its repressors, which is what CRMs do. Spermidine, a naturally occurring molecule involved in regulation of cell growth, is inhibitor of autophagy repressors, the net effect being promotion of autophagy. (It is abundant in sperm, hence the name.) Spermidine is produced in various cell types, the gut microbiome, citrus fruits, animal proteins, and especially in fermented foods. Dietary spermidine has high bioavailability and has been found to correlate with longevity. Further evidence suggests favorable effects on brain aging, immune senescence, and cardiovascular health. Clinical trials of spermidine are mostly preliminary, but with generally positive results.

## Alpha-Ketoglutarate

Another potentially useful mTOR inhibitor is alpha-ketoglutarate (AKG), a supplement widely used to improve athletic performance (though with debatable evidence.) AKG levels are known to change with fasting, exercise, and aging. In mice, adding AKG to the diet decreases systemic levels of inflammatory cytokines and prolongs healthspan and lifespan.

A product called *Rejuvant*, developed by Ponce de Leon Health in conjunction with the Buck Institute, is backed by some impressive science. To prove their case, the initial order comes with a DNA methylation age test, which customers are encouraged to repeat after 6 months of use. As supplements go, it's not inexpensive considering that the primary ingredient is widely available in other formulations. The manufacturer makes a different formulation for men and women claiming greater efficacy. In 2021 they published a study showing an average 8-year reduction in biological age after an average of 7 months of use, measured by the TruAge DNA methylation test (not TruDiagnostic). This test is based on an unpublished algorithm, and it isn't

known how it compares to the more widely used ones. The company's founder, Tom Weldon, reports that his own biological age is reversing faster than his chronological age is advancing.

In August 2025 leading longevity researcher Dr. Brian Kennedy announced results of a large longevity study of more than 4000 health enthusiast subjects, who had used a wide variety of longevity products, and who had done at least one saliva-based epigenetic test over a 5-year period. The team used advanced AI driven analytics and found that only Rejuvant was directly associated with a lower biologic age, and average of 5.7 years. No other products, including NAD+ boosters, other brands of AKG, or metformin had any consistent effect. While these are impressive results, there are limitations of this study including the lack of validation of the saliva test against more comprehensive blood tests (page 26).

### C15:0 – A fatty acid for longevity?

A recently discovered saturated fatty acid called C15:0 (pentadecanoic acid), found in whole fat dairy and some types of fish, is attracting a lot of attention from longevity researchers. It appears to do a lot of what rapamycin and metformin do, targeting inflammaging, regulation of metabolism, cancer, and mTOR, at least in laboratory models. Levels of C15:0 decline with age, and higher levels are associated with longevity, but direct clinical evidence remains scant. What there is shows it to be safe, and an essential nutrient at optimal doses. (Lack of adequate C15:0 is associated with a disorder called “cellular fragility syndrome, related to instability of cell membranes.) The few clinical studies there are seem to focus on a condition called non-alcoholic fatty liver disease, often associated with obesity. C15:0 appears to lower LDL cholesterol, promote a favorable shift in the gut microbiome, and lower markers of liver disease. It is marketed under the brand name *Fatty15*.

### Urolithin

An important type of autophagy targets worn out mitochondria, a process called *mitophagy*. It is important because dysfunctional mitochondria are a hallmark of aging, manifest by age-related loss of muscle mass and metabolic dysfunction. For that reason, mitophagy-activating compounds hold promise for maintaining and restoring muscle strength. In 2022, clinical trial results were reported for a mitophagy promoting compound called , Urolithin A, a gut-

microbiome-derived metabolite of a substance in foods such as pomegranate, berries, and walnuts. After 4 months of supplemental Urolithin A, the data revealed significant gains in muscle strength, aerobic endurance, and physical performance compared to placebo in adults 40-64 years of age. The supplement (brand name *Mitopure*) was shown to be nontoxic and is available online.

## What can telomeres tell us?

Telomeres are caps that prevent unraveling on the ends of chromosomes. Telomeres shorten during each cell replication, eventually depleting, which results in senescence by disabling cell replication. Telomere length was one of the earliest hallmarks of aging to be identified, but recent studies paint a conflicting picture. *Telomerase* is an enzyme capable of re-elongating telomeres, but factors that regulate it are complex and differ within cell lines and between individuals. Activation of telomerase is a tantalizing prospect in anti-aging, but as a target for intervention it has yielded inconsistent results.

It isn't even clear that telomerase is a central mediator of aging. Consider for example the Baltimore Longitudinal Study of Aging, which prospectively measured changes in telomere length over 13 years in a large number of subjects. The study did find that average telomere length shortens with aging, but the scope of change varied considerably in different cell types and across individual subjects. Another study of older adults in Spain similarly found that baseline telomere length failed to predict what is called "frailty phenotype" or mortality.

Studies on identical twins reveal some interesting insights on the relationship between telomere length and the effects of environmental stressors. A unique opportunity to evaluate the effects of long duration space flight on telomere length and other aging biomarkers was provided by the NASA twin study, when astronaut Scott Kelly had a "ground control" twin Mark. After a year in the International Space Station, assessments on Scott identified spaceflight-specific changes, including genome instability, DNA methylation alterations in immune and oxidative stress-related genes, and unexpected telomere *elongation*. Average telomere length and global gene expression returned to near preflight levels within 6 months after returning to Earth, though

increased numbers of short telomeres were observed and expression of some genes was still disrupted. This paradox remains unexplained.

Nevertheless, the conceptual simplicity of restoring telomeres by activating of telomerase remains compelling. And it might not be especially difficult, if unpredictable; traditional Chinese medicines, a regularly dredged source of anti-aging remedies, has identified at least one telomerase activator in the herb *Astragalus*. There is good evidence to support the claim of telomere lengthening, and it appears to have a favorable toxicity profile. The active compound is a small molecule called *cycloastragenol*, patented under the name TA-65.

A more controversial approach to telomere restoration involves gene editing. In early 2026 a company called Elixirgen announced successful treatment of 2 patients with a disease characterized by abnormally short telomeres, using stem cells enriched with a gene that restores telomeres. If proven in a larger cohort, there will no doubt be interest in considering it for longevity. This type of treatment does carry risks, however, not the least of which is activation of dormant cancers or premalignant cells. Because cancer is the prime example of cellular immortality, this illustrates a fundamental challenge in all anti-aging interventions. How do we selectively extend the life of healthy cells but not precancerous ones? Until we have that answer, use of gene editing should be limited to treatment of conditions with clear risk/benefit ratios.

Bottom line on telomerase activating treatments? Be skeptical. Nonspecific telomerase activation as an anti-aging target remains a work in progress.

## Oxygen sensing

Nutrient sensing has received the most attention in aging biology, but oxygen sensing is coming into the spotlight. Hyperbaric oxygen has been used for decades by surgeons and wound care experts to promote healing, and recently it has become a popular topic in longevity. The effects of oxygen are complex however; both high oxygen exposure and hypoxia (low oxygen) point to possible longevity-promoting interventions, and each can also cause tissue damage and accelerate aging. This is known as the *hyperoxic-hypoxic paradox*. What this means is that the effects of Hyperbaric Oxygen treatments (HBOT) can be either beneficial or harmful.

Hypoxic (low oxygen) conditions activate what is called the Hypoxia-Inducible Factor (HIF) pathway, which facilitates adaptation to low oxygen. The HIF molecule is a transcription factor, and a key modulator of regenerative processes involving sirtuins, mTORC1, and mitochondrial activity. A little might be good, but too much HIF results in:

- Inflammation
- Cancer risk
- Infections
- Cardiovascular disease
- Metabolic diseases
- Oxidative damage
- Protein dysfunction
- DNA damage

Contrarily, hypoxic conditions can also alleviate many of the hallmarks of aging in cell culture, including senescence, mitochondrial dysfunction, stem cell mobilization, sirtuin activity, and promotion of tissue repair. Needless to say, there aren't any therapies based on oxygen deprivation, but it is important to understand hypoxia in order to find out how its opposite, hyperbaric oxygen, might be beneficial.

### *Hyperbaric Oxygen (HBOT)*

Hyperbaric simply means high pressure. Under certain conditions repeated hyperbaric exposure with supplemental oxygen can induce effects which normally result from hypoxia, which is the basis of the hyperoxic-hypoxic paradox. It has been shown that hyperbaric oxygen treatment (HBOT) can induce HIF and sirtuin expression, and promote stem cell proliferation, mitochondrial function, and telomere elongation. A study on 35 healthy adults aged 64 or older given 60 daily HBOT sessions found telomere length increased significantly, and the number of senescent white blood cells declined after the treatment. That's a lot of time in hyperbaric chambers though, and not inexpensive.

So how do we reconcile this hypoxic-hyperoxic paradox? The answer may lie in how the body senses *change* in oxygen conditions, more than the absolute level. Shifting from high oxygen to normal may provoke the same response as going from normal to low oxygen. This strategy is called *intermittent hyperoxia*. With this method, pressure in the HBOT chamber is reduced back

to normal for a few minutes twice during a single session. For longevity markers, this seems to be the best of both worlds.

Recent research with this strategy finds significant effects on age-related cognitive decline, noting improvements in several measures of brain function, memory, and cerebral blood flow in a randomized, controlled clinical trial. As with the study cited above, the protocol was 60 sessions, but used intermittent hyperoxia so each treatment was 100 minutes rather than 60.

#### Hard vs. soft chambers

If you are considering HBOT, it is important to understand the difference between soft and hard chambers. A soft chamber is usually inflatable, and in the U.S. you can legally purchase one for home use. Soft chambers can go up to about 30% above normal air pressure, which can drive a little bit more oxygen into the tissues. These typically use room air only, but may include an oxygen concentrator which can boost the oxygen level to about 25% or so (compared to 21% in ambient air.) There is very little scientific research published on soft chambers however. Soft chambers are typically small and most don't have windows so if you are claustrophobic this may not be a good option.

Most of the research on the effects of HBOT is with hard chambers, which are considered Class 2 medical devices and can deliver much higher oxygen concentrations and pressures up to 3 times that of sea level air.<sup>†</sup> Medical-grade oxygen is considered to be a drug by the FDA, and not available for supplemental use with soft chambers. Technically, these are called hyperbaric air (HBA) chambers. Use of hard chambers require supervision by a qualified physician, and are subject to National Fire Protection Association (NFPA) regulations. Because hard chambers use higher pressures and supplemental oxygen, the amount of oxygen delivered to the tissues is much greater. In fact, it is argued that whatever benefits are being claimed for soft chambers is mostly placebo effect.

---

<sup>†</sup> Pressures are measured in *Atmospheres Absolute*, abbreviated ATA. 1 ATA is the ambient air pressure at sea level.



*Single-person hard hyperbaric chamber*

I have found only one credible research paper on the use of soft chamber HBA, in which 10 healthy subjects, aged 34-35 years, were exposed to approximately 1.3 ATA room air for 90 min, with 10 exposures over 2 weeks. The study documented significant mobilization of progenitor stem cells, which is good but it doesn't appear that they tested for anything else such as HIF activation. So we have only one good study, with limited information.

The name of the game with hyperbaric treatments is to know exactly what you are getting and what evidence there is to support it. Wellness centers typically offer hyperbaric treatment in soft chambers, not hyperbaric oxygen. While there may be some benefit, for longevity there isn't much research to go on. What I have observed is that the research papers that many of them list on their websites and promotional materials are studies on HBOT, not HBA.

## Temperature Stress

Cold plunges have become a hot topic in longevity medicine, but is there any real evidence that they work? Studies of temperature stress responses have yielded meaningful insights into aging pathways, but until recently they have received less research interest. However, an understanding of cold and heat stress response is important, and there are potentially meaningful therapies worth considering.

Benefits of cold exposure relate primarily to brown adipose tissue (BAT), the function of which is thermogenesis in response to cold, and importantly also to modulate energy balance and insulin sensitivity. BAT develops in the embryonic stage, and was believed to diminish by adulthood. It's hard to detect, but a recent series of positron emission tomography (PET) scans – which create images based on metabolic activity – identified a cohort with metabolically active BAT. The subjects with BAT had lower odds of type 2 diabetes, dyslipidemia, coronary artery disease, cerebrovascular disease, congestive heart failure, and hypertension.

“Normal” fat or white adipose tissue (WAT) can be induced by cold exposure to undergo partial browning, a phenomenon termed beiging (as in turning beige). Beiging can be produced by daily application of ice packs to the thigh, with systemic effects mediated by mitochondrial respiration. Even a daily cold shower has measurable benefits, if you can do it.

Heat stress has been more thoroughly studied and may play a more central role in longevity. A family of molecules called heat shock proteins (HSPs) function to refold proteins that have acquired faulty conformations, and to prevent the aggregation of misfolded proteins. HSPs are termed “chaperones” and work on diverse proteins including enzymes, transcription factors, and hormone receptors. Because these various proteins are involved in multiple cellular signaling pathways, HSPs have been implicated in a range of diseases. The TruDiagnostic OMICs test has identified HSP70 (the number indicates the size of the molecule) as a strong correlate to Alzheimer’s disease, Parkinson’s, and cancer.

HSPs have a dual role, operating in concert with systems that surveil and dispose damaged proteins, as well as facilitating new protein assembly. For this reason, HSP inhibitors have been recognized as potential anti-cancer and antiviral therapeutics. Several tumor types overexpress

HSP105, which has led to its possible use in designing RNA-based anti- cancer vaccines. In contrast, the citrus-derived flavonoid nobiletin extends lifespan in laboratory models, mediated in part by promoting expression of HSPs. A clinical study on the effects of exercise and protein supplementation in healthy subjects in their 60's found that improvements in lean body mass were linked to increased expression of HSPs.

Evidence indicates that beyond their role in proteostasis – folding new proteins, refolding misconfigured ones, and clearing those too damaged to salvage - HSPs operate as central lifespan determinants. HSP activity declines with age along with increasing aggregation, a hallmark of aging. This manifests in neurological disorders, cancer, cardiovascular disease, and other degenerative disorders. Because of this promiscuity of interactions by the various HSPs, it is a challenge to find anti-aging HSP modulators without off-target effects.

Extreme athlete and cold therapy advocate Wim Hof, aka “The Iceman” has developed a program called *The Wim Hof Method*, which consists of breathing exercises and cold exposure. He has set a number of cold exposure records including standing in a container filled with ice cubes for nearly 2 hours. This is obviously a practice requiring considerable self-discipline

## Plasma Exchange

Here's a simple idea, and it appears to work: Infuse plasma from a young donor into an older individual, and it measurably turns back the clock on many markers of age. The origin of this remarkable phenomenon is one of science's weirder stories: Parabiosis, an experiment in which two animals (mice for example) have their circulatory systems surgically joined. The goal was to determine whether factors in the blood of one “parabiont” have physiological effects on its partner. Uniting an older animal with a younger one produces dramatic rejuvenating effects on the older animal, and accelerates aging in the younger one.

Harold Katcher, a former Professor at University of Maryland, has isolated a plasma fraction called E5 that he believes is responsible for the effect. In 2020 he published the results of an experiment in which 2-year-old rats (elderly for a rat) were given E5 from younger rats; the old

rats reportedly had an average epigenetic age reduction of 54%, more youthful levels of over 20 biomarkers, and improved physical strength and cognitive ability. The implication of this, as Katcher argues in his book *The Illusion of Knowledge: The Paradigm Shift in Aging Research that Shows the Way to Human Rejuvenation*, is that it is the organism that determines the age of the cells, not the other way around. In other words, aging is *centrally controlled*, not driven by random deterioration at the cellular level. This is a profound finding, and supported by some evidence that it involves a brain region called the hippocampus.

But did the E5 rats live longer? In February 2023, the final results were released showing that the treated rats indeed outlived their untreated counterparts, with the longest survivor going to the equivalent of 120 human years and 5% longer than the previously known longest living rat (on caloric restriction.) A few months later, we learned what plasma fraction E5 is: **Exosomes!** Katcher has formed a company to commercialize E5 as *Elixir*, but will likely be a while before we see human trials in the U.S., especially in light of the FDA's dubious view of exosome injections.

Another company, California-based Alkahest, may be making better progress toward a clinically viable product. Alkahest is working to isolate aging-related proteins called chronokines in the constellation of circulating proteins in blood plasma. Seemingly, identifying them is just a question of connecting the dots, but there are a lot of dots – around 8,000 different proteins and peptides to screen. But the three trends seem to align: age-related diseases to target in addition to anti-aging per se, financial backing, and AI. Alkahest have identified a few plasma fractions and completed stage 2 clinical trials for Alzheimer's and Parkinson's, and other applications like hastening recovery from surgery. In 2020 Alkahest was acquired by the Spanish pharma firm Grifols for \$147 million, and Elixir is reportedly finding investment interest as well.

Linking the idea that exosomes can influence aging, and that aging may be centrally controlled, is a very interesting line of research using focused ultrasound to promote uptake of exosomes infused into the bloodstream directly into the hippocampus and thereby slow systemic aging. If this can be proven clinically safe to do, it could be the master key.

### *Therapeutic Plasma Exchange: The Circulate Trial*

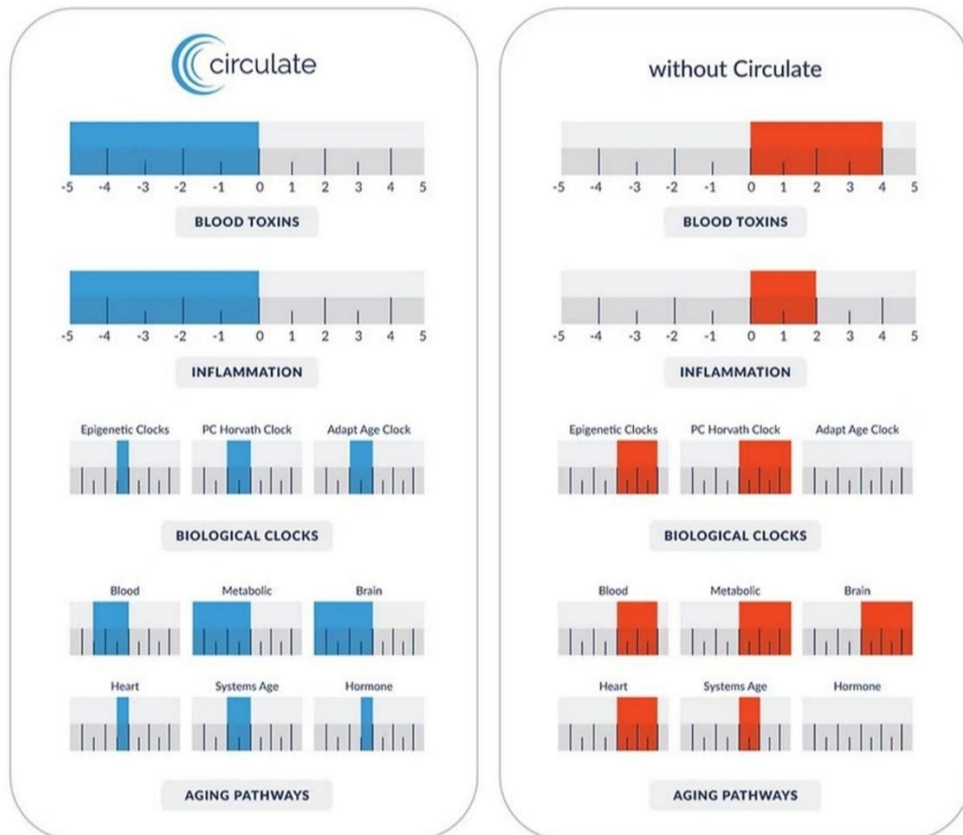
In the meantime, there is mounting evidence that a much simpler and widely available procedure called Therapeutic Plasma Exchange (TPE) may work just as well. In this procedure, the patient's plasma is removed with a plasmapheresis machine and replaced with ordinary IV solutions rather than with young donor plasma. It is presumed to work by clearing toxic or damaged proteins. Results on an impressive clinical study were released in 2025, in which different TPE protocols were compared and the results measured with a battery of known epigenetic age clocks. When combined with fresh albumin and immune globulin, *a series of treatments produced impressive reduction in aging biomarkers. At the present time this is the only procedure proven in a randomized clinical trial known to reverse biological age.* The lead researcher on the study, Dr. Dobri Kiproff, has been working on TPE for many years. This most recent study was done in conjunction with the Buck Institute and underwritten by a company called Circulate, which is bringing the treatment to market in longevity clinics across the country, including mine here in the Seattle area.



*With Dr. Kiproff before my TPE treatment*

How TPE works: The procedure is similar to plasma donation. You sit in a comfortable chair and have 2 IV lines placed; one of these removes blood, which then goes into a centrifuge device to separate blood cells from plasma. These blood cells are then added to albumin solution and infused back through the other line. The whole process takes about 3 hours and is painless. The main hurdle is cost, typically upwards of \$5000 per session, but there aren't any proven alternatives, and the Circulate protocol is proprietary.

# MEASURES OF BIOLOGICAL AGE



## *Circulate.health Plasma Exchange Clinical Trial*

### Klotho

One of the more intriguing proteins in longevity was discovered in 1997 by Japanese researcher Makoto Kuro-O, who named it after the Greek goddess Klotho, whose role was to spin the thread of life. Like many essential biomolecules, klotho levels decline with age and lower concentrations in the blood are associated with shortened lifespan in animal studies, while pumping levels up slows biological aging and extends lifespan. Klotho is involved in tissue repair

and supports metabolic resilience, muscle mass, bone density, cardiovascular health, and brain function. There is a lot of buzz about Klotho recently, but still a lot to learn.

What is known is that the active form, called  $\alpha$ -klotho, is capable of extending lifespan by 20% or more in mice. Klotho appears to be important in regulating the effects of growth hormone, and testosterone promotes its production. But other than that, there aren't many effective ways to meaningfully boost klotho levels. Klotho can be purchased as a research drug, and there are biohackers out there injecting it, but I advise extreme caution. For one thing, there is next to nothing documented about safe or effective dosing, side-effects, or bioavailability, at least in the public domain.

Klotho's effects on cancer provide another reason to be careful. While it is reported to have broad anti-cancer properties, one large recent study found higher levels were associated with higher mortality in cancer patients. The reason for this isn't certain, but anything that prolongs cellular life can have the same effect on cancer cells as healthy ones.

At least one company, longevity-focused biotech Klotho Neurosciences, is making progress. Their approach is a single-dose gene therapy designed to elevate klotho levels by promoting production of it within a patient's own cells. Their pipeline includes a product (KLTO-101) for Alzheimer's disease and another (KLTO-202) for ALS (Amyotrophic Lateral Sclerosis, also known as Lou Gehrig's disease.) In July 2025, they reported that they are entering late-stage clinical trials for  $\alpha$ -klotho, hoping for broad pro-longevity effects.

## Skin and anti-aging

Skin health is of obvious interest in aesthetic medicine and plastic surgery, but its role in systemic health and aging is often overlooked. The accumulation of senescent cells in response to environmental damage has implications beyond the visible manifestations of aging skin. Further, because the skin is the largest organ in the body and its continuous interface between the internal and external environment, it reflects overall biological age. Consider the phenotype images on page 26; the fastest aging individuals show it in their skin health. Skin biological age with a high degree of accuracy using AI-based algorithms based only on photographs. One AI

platform called PhotoAgeClock outperformed the Horvath DNAm clock in predicting chronological age using only photos of the eye area! At the same time, because tissues age at different rates, DNA methylation age estimators trained using internal tissues are less likely to be accurate predictors of skin age. Truly anti-aging skin treatments require validated measures specific to skin to precisely quantify the effects of various treatments.

Topical senolytics are an exciting new strategy for skin rejuvenation. Rapamycin has been tested as a topical senolytic, resulting in reduction of senescence markers. A small placebo- controlled trial was conducted in subjects greater than 40 years of age with age-related photoaging (sun damage) and thinning of the skin. Subjects showed progressive reduction in levels of a cell senescence marker called p16INK4A protein, and an increase in collagen.

## OS-1

Improvement in skin appearance was noted in multiple participants as well. A California-based company called OneSkin has developed a skin care product (called OS-01) with a proprietary senolytic peptide called Pep 14. Haut.ai validated their results, and research published in 2023 demonstrated that Pep 14 reduced senescence markers and promoted DNA repair in human skin. I believe that senolytics for skin care is a major advance and I recommend it frequently. Anecdotally, we are seeing faster healing after facial peels and surgical scars with OS-01.

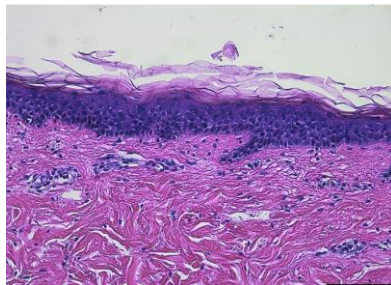
OneSkin has products for face and body.

### *Retinol vs. OneSkin OS-01*

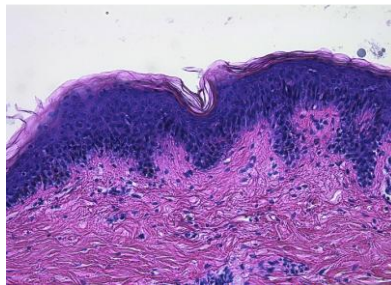
Although retinoids (tretinoin, retinol) have long been the gold standard anti-aging ingredients for their ability to improve visible signs of aging, they are also known to cause skin irritation and sensitivity. These effects may actually *impair* long-term skin health by accelerating cell turnover, which looks good for a while but shortens the time to cell senescence. The scientists at OneSkin demonstrated this in a comparison of retinol vs OS-01 in a head-to-head test on human skin samples in a lab. By analyzing key biomarkers on skin at a cellular level, they found that both retinol and OS-01 significantly increased a key biomarker associated with collagen production, COL1A1 – so far, so good. But retinol also increased a biomarker associated with skin aging, CDKN2A, while OS-01 did not. Plus, OS-01 increased a marker associated with cell growth, called

MKi67, while retinol did not. Microscopic comparison of skin samples further revealed that retinol appeared to *worsen* cellular structure and organization!

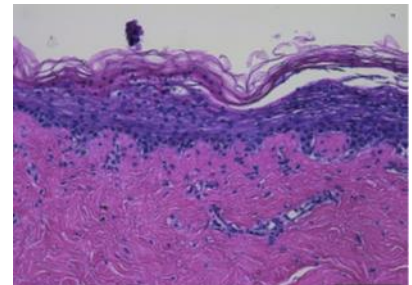
Conversely, treatment with OS-01 produced a significant increase in epidermal thickness and a more organized skin structure, indicating that the skin's barrier was strengthened and cell function was improved with OS-01. (Note the thicker, darker layer in the biopsy image below.)



Untreated skin



OneSkin OS-01



Retinol 1%

Because the skin is the body's largest organ, healthy skin both reflects and informs overall health. Another study from OneSkin, reported in April 2025, showed in a randomized clinical trial that the improved skin barrier function reduced *systemic* markers of inflammation associated with aging. This is a truly impressive and important result from a skin care product.

### A surprising anti-aging effect of Botox®

Botulinum toxin A (Botox® and other brands) has also been shown to have anti-aging effects via a senolytic process. One test used human skin cells in vitro, which were induced to undergo premature senescence using Ultraviolet B exposure, similar to photo-aging in living skin. The cells treated with botulinum toxin demonstrated a decrease in a senescence marker called SA-beta-gal, an increase in collagen production, and other restorative effects.

There's further clinical evidence of skin rejuvenation beyond botulinum toxin's role as a wrinkle relaxer. A technique called *microbotox*, in which tiny doses of diluted botulinum toxin are injected into the facial skin (rather than the standard practice of placement into the muscle under the surface) found improvements in skin texture, tone, and pore size.

## Nanofat

The basis for using nanofat (page 17) in skin rejuvenation has also been shown to involve senescence pathways. A study on cultured human skin cells pretreated with nanofat 24 hours prior to inducing senescence by exposure to UVB demonstrated significantly increased cell proliferation, reduced production of free radicals, increased collagen, and fewer cells expressing SA-beta-gal compared to non-treated samples.

For this reason, the use of nanofat in facial rejuvenation surgery is becoming more common. In facelifts it has become common to use fat grafting for volume restoration (volume loss is a feature of facial aging), and nanofat injected into the skin, or at least very superficially, enhances the result. This adds a biological anti-aging benefit to facial rejuvenation surgery.

## Estrogen and skin

Post-menopausal estrogen depletion is a significant challenge in anti-aging skin care. Declining estrogen levels have multiple impacts on both the visible and structural qualities of aging in skin, including accelerated collagen breakdown, decreased elastin, and impaired moisture retention. These translate into thinning, loss of elastic recoil, dryness, and wrinkling. One answer to this is skin care products that selectively target the beta type of estrogen receptors ( $Er\beta$ ), which are abundant in facial skin. Estrogen taken orally does not get into the skin, but topical application risks absorbing too much. Something that stays in the skin without a systemic effect would be the optimal solution.

## Next-generation regenerative skin care: Ariessence

As with any other organ, true rejuvenation of skin to a more youthful and healthy condition involves many of the same processes that direct wound healing. Microneedling and laser peels for example can be thought of as essentially creating a controlled injury that activates a healing process. Understanding the sequence of events and factors in wound healing leads to more effective therapies.

That is one reason why Platelet Rich Plasma (PRP) was one of the first attempts to stimulate skin regeneration. Remember, platelets are tiny cells in blood plasma that form

clots in response to injury. Their role is not just to seal a wound and stop bleeding, but to initiate the healing process. They do this by releasing growth factors – signaling molecules that activate specific genes to start making collagen and begin rebuilding tissue. One of these is (unimaginatively) called platelet-derived growth factor, or PDGF. Other examples are Vascular Endothelial Growth Factor, or VEGF. So PRP is a comparatively crude method of enhancing skin regeneration, because you really don't know what the amounts of the various factors are in it, or how much is getting into the skin.

The next phases of wound healing are called the proliferative phase – characterized by depositing a lot of collagen and adding strength to the wound – and the remodeling phase, the slow transition to more mature scar tissue. These phases involve cells called fibroblasts, which appear in response to signals from growth factors, and stem cells, which direct the process. Stem cells do this by sending exosomes (page 18) to the fibroblasts, with instructions on how best to proceed with the repair. That is why we think of exosomes as a next generation therapy beyond PRP and stem cells.

But what if we could take it to another level and just use the purified growth factors? That is in fact where we are in 2025. In To do that we need to go beyond topical applications and inject directly into the skin. A product now on the market called *Ariessence* contains purified PDGF, and appears poised to be the first truly regenerative product for skin. It is off-label for skin treatment, but it is FDA-approved for orthopedic and oral surgery uses.

### Glycation: Targeting a fundamental aspect of aging

Age-related changes in skin have one thing in common with aging in tissues throughout the body: degradation of the extracellular matrix (ECM), the material between cells. This is comprised of proteins such as collagen, hydration molecules such as hyaluronic acid, and many others. A prominent feature of aging in the ECM is the result of sugar molecules attaching to proteins or lipids, a process called *glycation*. (page 13) Glycated proteins are dysfunctional and accelerate tissue deterioration as they accumulate. In the skin this is manifest with thinning, loss of elasticity, and inability to retain moisture. In muscles and joints the result is stiffness and

loss of strength. Ultimately, these glycated proteins form what are called Advanced Glycation End products, or AGEs. Buildup of AGEs is a big deal in anti-aging across the board.

Glycation is the result of a chemical process called the Maillard reaction, which is also the cause of browning in cooking that makes food so tasty. The crust on your bread, the char on your burger – Maillard reaction. Recent research from the Buck Institute shows why these foods are so hard to resist and also why they are so detrimental: certain AGEs in food activate a signaling pathway that promotes hunger and overeating, while simultaneously provoking neural tissue damage. As if all this bad-for-you goodness wasn't tempting enough.

Our friends at SkinCeuticals have been working for some time on products to restore the ECM in skin. They have developed a cream based on proxylane, a sugar-protein hybrid molecule that helps repair the ECM. The flagship product in the category is cleverly called "anti-A.G.E." Other anti-glycation compounds include resveratrol, metformin, and the peptide TB-4 (page 18).

Another bit of encouraging news is a report from Japan finding that a fish-derived collagen peptide supplement reduced AGEs in skin. The randomized prospective placebo-controlled 12-week trial also found an improvement in insulin resistance. The product, from Nitta Gelatin, has high concentrations of two specific compounds (prolyl-hydroxyproline and hydroxyprolyl-glycine), so it cannot be presumed that other collagen peptide supplements would have the same effect.

AGEs affect more than just skin; there is even an age clock based on glycation, called GlycanAge. As with other biological age clocks, GlycanAge is predictive of diseases of aging. The good news is that glycation is something that can be improved. Avoiding refined sugars makes a difference and metformin seems to help as well.

### **Turn.bio: Turning back the clock on aging skin with epigenetic reprogramming**

One of the companies to watch in this space is called Turn.bio. They seem to have the inside track on leveraging techniques for epigenetic reprogramming, with their first clinical application likely to be for aging skin. They are one of several companies working on technologies for the use of Yamanaka factors (page 11) in reversing epigenetic age. In order to do that safely and

predictably there are several challenges that need to be overcome: First, too much exposure causes cells to revert back to stem cells, which means they lose their identity. The goal is to make skin cells, for example, more youthful—not turn the clock back too far. The second challenge is how to deliver the factors into living cells. Turn.bio appear to have solved this by using mRNA, similar to how it was developed for vaccines. While there has been a fair amount of disinformation about mRNA vaccines, the use of mRNA is actually what makes the technique safe because it does not enter the cell nucleus and so does not alter DNA. What it does do is carry a signal for the cell to naturally make Yamanaka factors in specific proportions which then result in controlled epigenetic reprogramming. They have also solved the problem of delivering the mRNA by creating a sort of artificial exosome which delivers the mRNA cargo into the cell. These reprogrammed skin cells manifest all of the desired characteristics of younger cells. They make better collagen, more elastin, show fewer signs of senescence, and in every important way are functionally younger. An additional benefit is that the treatment does not need to be repeated frequently. The technology is not limited to skin, and has been demonstrated in the lab to work on a range of tissues and organ systems. I'm keeping a close eye on this company.

## The aging brain

Ultimately no aspect of longevity medicine is more urgent than the aging brain. The baseball hall of famer Satchel Paige is credited with saying that “Age is a case of mind over matter; if you don't mind, it doesn't matter.” I won't argue with that, but when it comes to the gray matter of the brain it's going to take more than a good attitude. Demographic projections foretell an impending crisis as age-related cognitive disorders crest over the coming decades. There is encouraging progress however, if recent findings can be validated clinically. In fact, there has never been more cause for optimism.

There are several big challenges to the development of treatments for age-related cognitive decline, whether from effects of aging or specific conditions such as Alzheimer's disease. For one, the brain is protected by the blood-brain barrier, a layer that restricts what molecules are allowed to enter the central nervous system. Many promising compounds are simply undeliverable to the target tissue. Another is the impracticality of sampling the tissue with brain

biopsies for analysis of the disease process or the effect of treatments. And finally, there is zero margin for error with toxic side-effects where the brain is concerned. Nonetheless, there is real progress being made and I am optimistic that meaningful solutions are near.

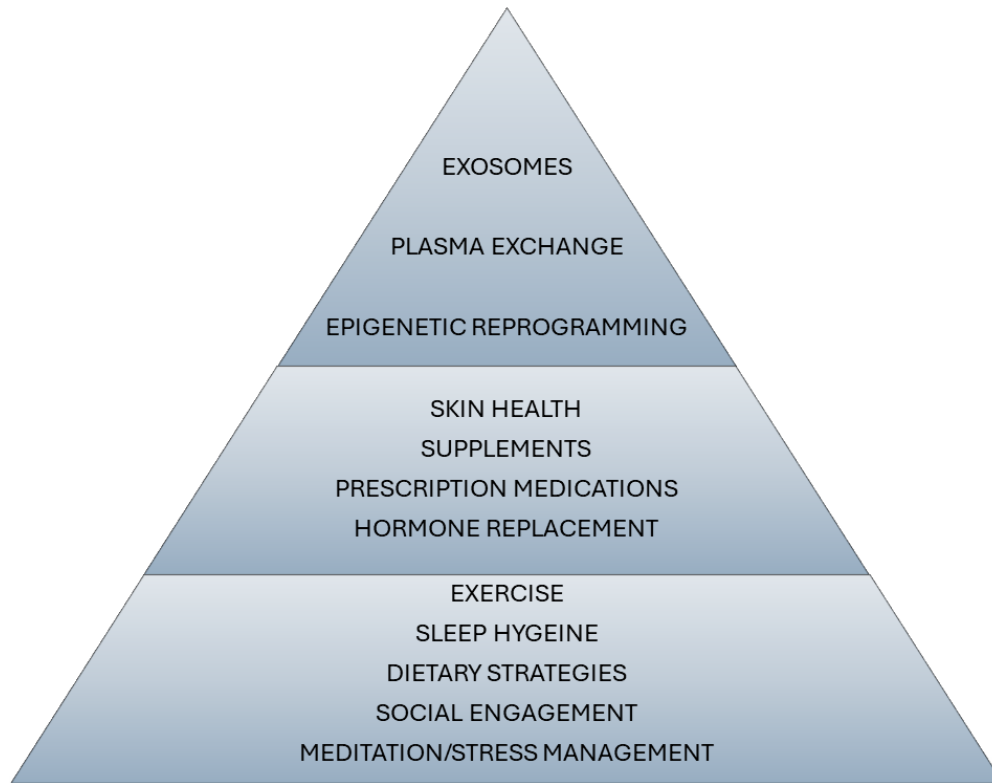
I still try to keep up with research on wine and health, and this brought me to an interesting finding on brain function. It has to do with what is called the glymphatic system, which is the lymphatic system of the brain. As in the rest of the body, metabolic waste products in the central nervous system are cleared by the glymphatic system. Glymphatic channels open up during sleep, explaining a big part of why sleep is so important in longevity. What caught my attention was the finding that *alcohol* enhances glymphatic flow, at least up to a point. Since *every major study of risk factors for Alzheimer's disease finds it lower in wine drinkers*, that seemed to fit. At least a cause to raise a glass and offer a toast to the researchers.

## Biohacking Longevity

Fast-forward a few years from when I first started writing this, and the idea of biohacking longevity has gone mainstream. But my take on it differs from what a lot of the gurus on social media promote. As with the early days of anti-aging, the cycle of hype outpacing science is being repeated. On one end is a fringe group of kooks experimenting on their own bodies, taking every supplement or medicine with even a hint of promise. The other extreme shuns biotech approaches in favor of rigid lifestyle regimens and faith in alternative medicines.

I believe a rational longevity strategy is built on a foundation of lifestyle changes, but biohacking longevity means going beyond what you can accomplish with healthy living. It seeks to leverage a fundamental understanding of aging. Can we reap the benefits of caloric restriction without starving ourselves? Are there ways to reproduce the effects of cold exposure for those without the self-discipline to endure it? Can we undo glycation and still have the occasional sweet treat? The real discipline required is not doing anything foolish while waiting for scientific validation.

## Longevity Medicine Hierarchy



### Putting it all together: What you can do now

Many of those sponsoring and performing research in longevity go by the mantra “Don’t do anything bad for your health now, so that you will be here to take advantage of the breakthroughs that are coming.” That doesn’t mean that there aren’t things that work now.

Despite the momentum propelling the longevity medicine field, completed prospective clinical studies are relatively few in number but revealing. Now that biological age can be measured, there are many studies in progress and we can expect results from these studies to validate anti-aging in ways not previously possible. Here are a few highlights of what we know now:

**Time-restricted eating:** Also called intermittent fasting, the idea here is to mimic the effects of caloric restriction by eating only during a limited time frame each day rather than reducing calories. The evidence is good: One crossover study (each group did both parts) compared gene expression patterns for a 6-hour eating schedule (8:00 am to 2:00 pm) to a 12-hour (8:00 am to 8:00 pm) on overweight adults. The time-restricted subjects showed stabilized glucose levels,

increased expression of sirtuins, the autophagy gene LC3A, and mTOR. I try to practice time-restricted eating (with an 8 hour eating interval) and have not found it too difficult.

**TRIIM trial:** The “Thymus Regeneration, Immunorestitution, and Insulin Mitigation” trial investigated the use of human growth hormone to prevent or reverse signs of immune senescence in middle-aged healthy men. Growth hormone was used based on prior evidence that it has thymus and immune reconstituting effects in animals, but because of the undesirable diabetes-like effects, it was combined with metformin and DHEA. After one year of treatment, the mean epigenetic age approximately decreased to 1.5 years less than baseline, a –2.5-year change compared to no treatment at the end of the study. The decrease in epigenetic vs. chronological age persisted after discontinuing treatment. In my practice we use growth hormone-releasing peptides (sermorelin, CJC-1295) instead of GH.

A follow-up study called TRIIM-X is seeking to confirm the results with a larger group of subjects which includes women, and is ongoing. This phase of the study is sponsored by a company called Intervene Immune, and there is a cost of up to \$18,000 to participate.

Note: Because the use of growth hormone is highly restricted and has certain adverse effects, I prefer to use growth hormone-releasing hormones and peptides such as sermorelin, CJC-1295, and ipamorelin. These also have the advantages of cycling with the body’s circadian rhythm, which releases growth hormone in pulses during sleep. I also prescribe metformin and DHEA.

**Diet & Lifestyle study:** This randomized controlled clinical trial on 43 healthy adult men aged 50- 72 tested a plant-centered, low carb diet plus a special fruit & vegetable powder, a specific probiotic, at least 7 hours/night sleep, exercise 30 minutes/day 5 days/week and twice daily relaxation exercises. DNA methylation analysis found a more than 3 years decrease in DNAmAge compared with controls.

**Rejuvant®** supplement: Retrospective study of -ketoglutarate supplement (AKG) showing an 8-year reversal in biological age as measured by their proprietary TruAge DNA methylation (not TruDiagnostic) analysis, after an average of 7 months of use. (Rejuvant changed their formula to include B vitamins, so it is important to check your other vitamin-containing supplements to

make sure that you aren't taking too much. It is also possible to buy AKG as a stand-alone powder.)

**CALERIE™** (Comprehensive Assessment of Long term Effects of Reducing Intake of Energy): Designed to determine the biological effects of two years of caloric restriction in humans, this study has produced several findings of interest. Reduction of caloric intake by only 14% produced improvements in immune function, systemic inflammation, and metabolism. The researchers subsequently identified the specific gene responsible for the effect (Pla2g7). So if you are up for long-term extreme dieting, it will work.

**Circulate.health Therapeutic Plasma Exchange Trial:** In 2024, Seattle-based Circulate and the Buck Institute reported the results of a clinical trial evaluating the biological age effects of TPE. They found that when supplemented with intravenous immunoglobulin, TPE produced robust 'omics' responses, reversed age-related immune decline, and modulated cellular senescence. A regimen of 6 monthly sessions gave the best result. ***TPE is the only procedure available today documented to reverse biological aging in a randomized controlled clinical trial.*** I have had it done and reversed my TruDiagnostic OMICS<sub>m</sub> biological age by 4.3 years and lowered my Dunedin Pace to .76 after 3 sessions. Beware of imitators, however, because the Circulate protocol is patented. (Go to Circulate.health for treatment locations including mine.)

**TransLAGE Response Study:** Also in October 2024, the results of a massive study from Yale in collaboration with TruDiagnostic came out. They evaluated 51 separate published studies of various interventions intended to impact aging biomarkers, and compare them across 16 different age clocks and 95 biomarkers. This way they were able to identify the interventions that had the strongest and most consistent effects. The data revealed that pharmacological interventions like **metformin** and a class of drugs called TNF-alpha blockers induced the strongest responses compared to lifestyle changes, supplements, and medical procedures (the Circulate trial results were not published in time to be included.)

## Summary and Future directions

Longevity medicine in the new era integrates basic science and clinical practice across multiple disciplines, bridges boundaries between academia and private enterprise, applies artificial intelligence, and reconfigures health care models from disease-based to healthspan-based.

Biohacking longevity is big business already, and getting bigger. Competition to capitalize on this 21st century gold rush is intense. No matter how savvy the consumer is, it is ever more challenging to navigate the many options available now. Privacy of genomic data is a vital issue in this enterprise. As longevity science advances, so too does the sophistication of its scammers.

This is where the practice of longevity medicine finds the value proposition. My goal is to provide independent and unbiased guidance. I make recommendations according to the best information available. I want patients for the anti-aging practice to start by reading *Biohacking Longevity* because longevity medicine represents a fundamental shift from the way doctor-patient relationships have been built. I want you to be an insider and empower you to know when you are being sold a bill of goods. Our goal is to objectively track outcomes, whether it is skin rejuvenation, prescriptions such as metformin or rapamycin, peptides, or aesthetic treatments. Your anti-aging plan will be collaborative and personalized.

## Glossary

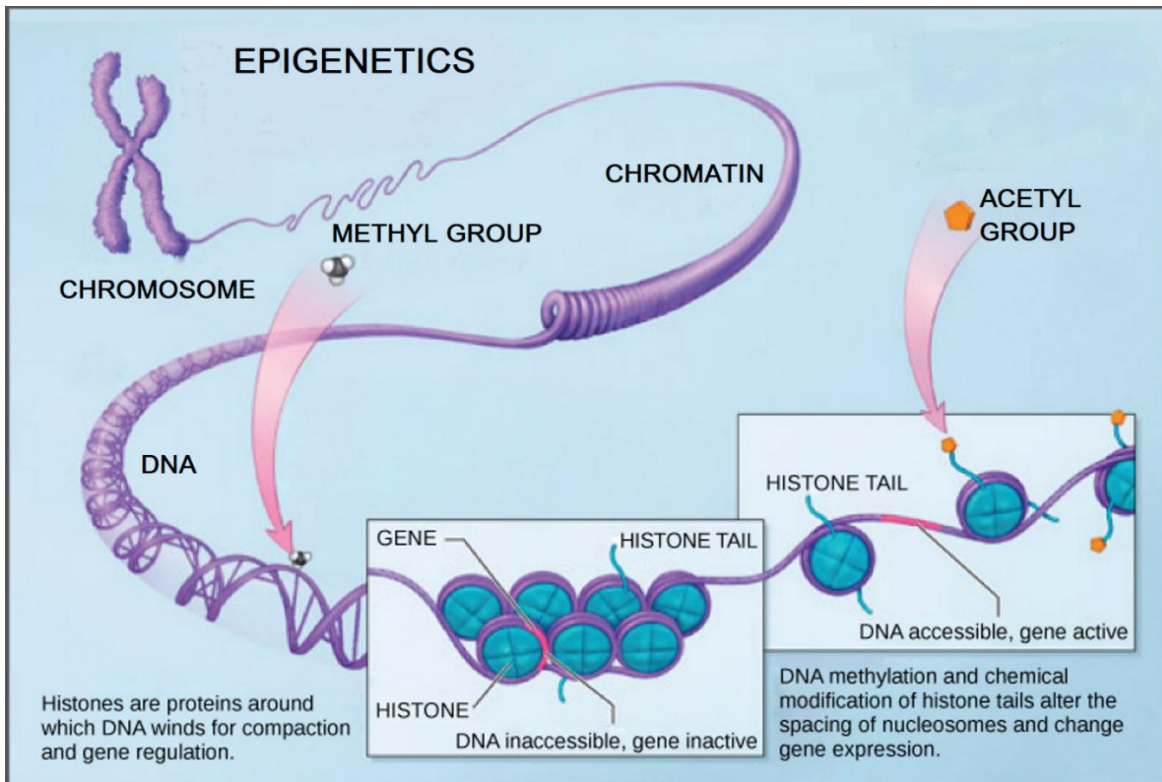
**Aging biomarkers** Measurable factors that reproducibly, qualitatively and quantitatively reflect the rate of human aging. Examples include DNA methylation, blood levels of proteins related to inflammation such as C-reactive protein, and glycated proteins such as hemoglobin A1c.

**Artificial Intelligence (AI)** The general definition of AI is a form of computing science which enables the computer to process information in the way that the human mind does. The types of AI relevant to biomedical science and anti-aging include Machine Learning – the computer’s ability to learn from examples and experiences – and Deep Learning, a subset of machine learning using algorithms that enable software to train itself and process multiple layers of data. Deep machine learning is how the epigenetic markers associated with aging were identified, enabling them to be counted and mapped for each individual.

**Alpha-Ketoglutarate** is an amino acid precursor that promotes protein synthesis and autophagy. There is evidence that AKG prolongs lifespan in animal studies and may reverse aging in humans.

**Autophagy** Literally meaning "self-devouring," autophagy is the mechanism by which cells remove damaged or dysfunctional components. Autophagy facilitates the orderly recycling of cellular debris. Although it was initially identified as a primordial response to starvation, it is now known that it also plays an important role in cell metabolism under normal conditions.

**Epigenetics** The molecular “software” that controls gene activity. Epigenetics is how cells transform into various types even though they all have the same DNA, and also directs the day-to-day function of mature cells. This is determined by which genes are turned on, which ones are suppressed, and when. Mechanisms of epigenetic function include DNA methylation and modification of histones (the proteins that organize DNA), leaving a permanent record of gene activation and/or silencing. These methylation records can be transcribed using advanced AI algorithms and analyzed to determine biological age, rate of aging, and identify specific areas for individualized treatment.



**Exosome** A bubble formed of cell membrane containing a cargo of molecules to be delivered from one cell to another. Exosomes are a primary means of communication between cells.

**Genomics** The study of all of an individual's genes, how they interact with each other and the environment, and the resulting impact on physiology and health.

**Glycation** Sugar molecules binding to proteins, resulting in Glycation End Products or AGEs, which cause tissue damage and accelerate aging as they accumulate over time. Hemoglobin A1c is an example of glycation, reflecting average blood glucose levels over time.

**Histones** Protein structures forming spools around which DNA wraps, forming units called nucleosomes. Histones regulate gene expression and prevent DNA from becoming tangled.

**Inflammaging** Low-grade, chronic, systemic inflammation leading to more rapid aging.

**In silico** A term that means "done on a computer". In biology it usually refers to the computational modeling of biological processes. Examples include docking simulations, which model how biomolecules fit together and interact, and AI-based predictions of clinical effects.

**In vivo** In the living organism.

**Longevity Medicine** An AI-driven practice incorporating biological age clocks, precision medicine concepts, and interventions intended to prolong healthspan and lifespan.

**Methylation** One of the mechanisms of epigenetics. DNA consists of four bases, called cytosine, guanine, adenine, and thymine (the 4-letter “alphabet”). A chemical unit called a methyl group can be added to cytosine, resulting in methylation of that area of the DNA, suppressing activation of the associated gene. This leaves a record of genetic activity.

**Mitochondria** (singular is *mitochondrion*) Structures within the cell that are responsible for energy production. Mitochondria have their own DNA and are critical for healthy metabolism.

**mRNA** Messenger RNA (ribonucleic acid) is essentially a template transcribed from a gene. The mRNA strand then moves from the nucleus of the cell into the cytoplasm where it directs the assembly of proteins.

**Nanofat** A type of fat graft in which the fat cells are removed by filtration, leaving the platelets, stem cells, and other factors to promote regeneration. It is typically used in conjunction with a facelift where it is injected at a superficial layer under the skin.

**Omics** The study of collective sets of data within biological systems, and how they translate into structure and function. Examples include genomics, transcriptomics, proteomics, and metabolomics. The ending “-ome” is used to describe the respective categories, such as the genome, proteome, etc. The objective of omics is to identify, characterize, and quantify sets of biological molecules that are involved in the dynamics of a cell, tissue, or organism.

**Peptides** Mini-proteins that often act as hormones or signaling molecules, such as insulin. Peptides are involved in every aspect of aging, immunology, metabolism, and disease. Peptide levels tend to decline with age.

**Phenotype** A term used in genetics for the observable characteristics or traits of an organism, including physical form and structure and its physiological properties. Phenotype results from the expression of its genetic code, (genotype) and the influence of environmental factors.

**Precision medicine (PM)** Also called personalized medicine, PM is a model that customizes healthcare decisions, treatments, practices, or products based on the individual's genome. PM has been widely applied in cancer therapeutics, and increasingly relevant in longevity medicine.

**Protein folding** The process of forming strands of amino acids into 3-dimensional shapes to make functional proteins. Misfolded proteins are associated with several specific diseases and manifestations of aging. Enzymes that assist in protein folding are called chaperones.

**Senescence** In the context of longevity medicine, this refers to cellular senescence, a zombie-like state cells can enter into when they reach the end of their replicative cycle but don't die. Senescent cells typically have accumulated DNA damage and secrete inflammatory molecules which contribute to both localized and systemic degradation (*inflammaging*.)

**Senolytic** Senolytics are drugs or other substances that selectively clear senescent cells. These include the drug Dasatinib and the flavonoids quercetin and fisetin. In contrast, *senomorphics* are compounds that restore senescent cells.

**Sirtuins** A class of signaling proteins that modulate the activity of genes involved in cellular metabolism, stress response, and aging.

**Telomere** Telomeres are bits of non-coding DNA and protein that cap the ends of chromosomes to prevent unraveling. Typically, they shorten with each cell replication cycle. Short telomeres are associated with aging. The enzyme that restores telomeres is called telomerase.

**Therapeutic Plasma Exchange (TPE)** A procedure in which blood plasma is removed and replaced with a solution of albumin and immune globulin protein. TPE has impressive age-reversal potential but is expensive.

**Transcription factor (TF)** A protein that controls the transcription of genetic information from DNA to messenger RNA, by binding to a specific DNA sequence. TFs regulate genes to ensure that they are expressed in the right cell at the right time and in the right amount.

**Yamanaka factors** are a group of transcription factors that together direct epigenetic reprogramming of mature cells to a more youthful state.

## Resources

1. Subscribe to the Buck Institute's newsletter: [BuckInstitute.org](https://www.buckinstitute.org)
2. Fight Aging! Newsletter: [FightAging.org](https://fightaging.org)
3. [FirstLongevity.com](https://www.firstlongevity.com)
4. Aging Biotech List of Therapeutics: This frequently updated website is a list of available therapies thought to slow or reverse aging. [agingbiotech.info/therapeutics/](https://agingbiotech.info/therapeutics/)
5. Forever Health Foundation: This non-profit organization based in Germany has a mission to "enable people to vastly extend their healthy lifespan through science."  
[lifespan.io/organizations/forever-healthy-foundation/](https://lifespan.io/organizations/forever-healthy-foundation/)